



www.gentec.com



SPECIALTY GAS EQUIPMENT

Regulators • Manifold Systems • Pressure Gauges • Valves & Filters

Technology for a Better Future

TABLE OF CONTENTS

GENTEC® Specialty Gas Products

Specialty Gas Equipment

- 01. Company Overview**
- 02. Regulator Components**
- 03. Selecting GENTEC® Gas Regulators**
- 04. Regulator Family**
- 05. Regulator Guide**
- 06. Warranty Information**

General Purpose Forged Brass Regulators



- 07.** G152 General Purpose, Medium Flow Regulator
- 09.** G152T General Purpose, Medium Flow Regulator
- 11.** HP152L High Purity, Medium Flow Line Regulator
- 13.** HP152 High Purity, Medium Flow Regulator
- 15.** HP152T High Purity, Medium Flow Regulator

High Purity Brass Barstock Regulators



- 17.** R12B High Purity, Low Flow Regulator
- 19.** R13B High Purity, Low Flow Regulator
- 21.** R21B High Purity, Low Flow Line Regulator
- 23.** R21B High Purity, Low Flow Regulator
- 25.** R22B High Purity, Medium Flow Regulator
- 27.** R30B High Purity Low Flow Regulator
- 29.** R31B High Purity, Low Flow Regulator
- 31.** R66B Ultra High Flow Line Regulator
- 33.** R72B High Purity, Back Pressure Regulator
- 35.** R77B Sensitive Back Pressure Regulator

High Purity Stainless Steel Barstock Regulators



- 37.** R12SL High Purity, Low Flow Regulator
- 39.** R13SL High Purity, Low Flow Regulator
- 41.** R15SL High Purity, Medium Flow Line Regulator
- 43.** R21SL High Purity, Low Flow Line Regulator
- 45.** R21SL High Purity, Low Flow Regulator
- 47.** R22SL High Purity, Medium Flow Regulator
- 49.** R23SL High Purity, High Flow Line Regulator
- 51.** R30SL High Purity Low Flow Regulator
- 53.** R31SL High Purity, Low Flow Regulator
- 55.** R34SL High Purity Medium Flow Regulator
- 57.** R42SL High Purity, High Pressure High Flow Regulator
- 59.** R43SL High Purity, High Pressure High Flow Regulator
- 61.** R44SL High Purity, High Pressure Low Flow Regulator
- 63.** R45SL Ultra High Pressure, Low Flow Regulator
- 65.** R51SL Corrosion Resistant, Low Flow Regulator
- 67.** R53SL Tied Diaphragm Regulator
- 69.** R54SL Tied Diaphragm Regulator
- 71.** R63SL Dome Loaded Regulator
- 73.** R66SL Ultra High Flow Regulator
- 75.** R72SL High Purity, Back Pressure Regulator
- 77.** R73SL High Pressure Back Pressure Regulator
- 79.** R74SL Medium Flow Back Pressure Regulator
- 81.** R75SL High Flow Back Pressure Regulator
- 83.** R77SL Back Pressure, Low Flow Regulator
- 85.** R78SL High Accuracy Back Pressure Regulator
- 87.** R81SL Steam Heated Vaporizing Regulator

Ultra High Purity Regulators



- 89.** U21SL Series, Ultra High Purity, Low Flow Regulator
- 91.** U22SL Series, Ultra High Purity, Medium Flow Regulator
- 93.** U23SL Series, Ultra High Purity, High Flow Regulator
- 95.** U53SL Series, Ultra High Purity, Low Flow Regulator

97. Portable Cylinder Regulator

- 98. Lab Design**
- 101. PSB/PSSL Series**
- 102. Lab Design Concepts**

Header Manifolds



- 103.** 110/120 Series
- 105.** 150/160 Series

Switchover Manifolds



- 107.** 210/220 Series
- 109.** P2400 Series
- 111.** PD3400 Series
- 113.** SL250 Series

Manual Bank Manifolds



- 115.** P3200 Series
- 117.** P3300 Series

Gas Panels

- 119.** P6210S Series
- 121.** P621TS Series
- 123.** P621CS Series
- 125.** P6230S Series
- 127.** P6250S Series
- 129.** P625VS Series



Gas Safety Cabinets

Point of Use Gas Control Panels



- 133.** P4200 Point of Use Gas Control Panel
- 135.** P4400 Point of Use Gas Control Panel

Generators

- 137.** Hydrogen Generator
- 138.** Nitrogen Generators
- 140.** Zero Air Generator

Back-up Control Panel

- 141.** BS3100 Back-up Control Panel

Accessories



- 143.** Brackets and Pigtails
- 144.** Gas Pressure Alarm & Header Bars
- 145.** Gauges & Electric Contact Gauges
- 146.** Valves, Filters and Flashback Arrestors
- 148.** Purge Tools and Fittings
- 150.** Cylinder Connections

- 151. Gas Service**
- 156. Material Compatibility**
- 157. Allocation Table**
- 158. Catalogs**



Company Overview

Genstar Technologies is a global leader in Gas Flow Control Systems for the industrial, specialty gas and medical sectors. We pride ourselves in our ability to provide our customers with high quality, value-added products and services that go beyond the industry standards. As a result, we have a global network of thousands of satisfied customers in over 60 countries.

Our Team

Our highly educated team of engineers, salespeople, technicians, managers, and customer service personnel are dedicated to providing you with products with the highest quality, reliability and performance. We hold the highest standards to our manufacturing processes; our total process management maximizes our production efficiency while ensuring product quality.

We work closely with all of our customers to design products specific to your needs. This includes developing new products, redesigning existing products, and customizing configuration / packaging. It is our priority to foster a strong relationship with each and every customer.

Quality Assurance

All of our products are manufactured under stringent quality control. We are ISO 9001:2001, ISO13485, and API certified. Our products meet UL, CE, SEMI, and various international standards and certifications.

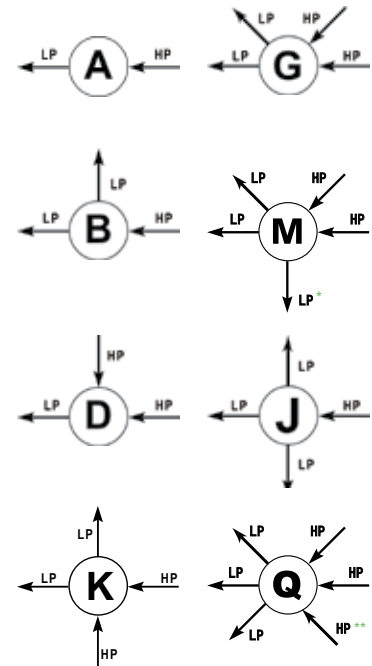
Manufacturing Capabilities

The manufacturing facility is equipped with CNC machining centers, electropolishing equipment, and precision automatic orbital welding systems, among other features, to ensure the production of the highest quality products.

Clean Room Facilities

Our class 10/100/1000 clean rooms are designed for Ultra High Purity (UHP) products. UHP products undergo precision machining, surface finishing, electro-polishing and passivation. All UHP products are cleaned by 18MΩ DI water in a cascade ultrasonic tank. To ensure the highest UHP product quality, they are then vacuum-dried and double-bagged.

Regulator Port Configurations



** For R31 Series, this high pressure “Q” port configuration is plugged. This port can be used for purging purpose only.

* For the “M” port configuration of R31 Series, this port is plugged and cannot be used for relief valve installation.

1. Inlet (High) Pressure Gauge

- Fabricated from German imported Bourdon tubes
- High accuracy and stability

2. Inlet Connection

- Multiple connections available
- Compliant with CGA/BSP/DIN/JIS/GB standards

3. Safety Valve

- Accurate relief of pressure
- Reliable and positive shut-off

4. Outlet Connection

- Multiple connections available

5. Outlet (Low) Pressure Gauge

- Fabricated from German imported Bourdon tubes
- High accuracy and stability

6. Regulator Body

- Fabricated from high-strength corrosion-resistant material
- Fabricated with advanced CNC machines to produce the highest quality of parts
- Wetted area is polished to ensure a clean and smooth flow
- 316L and Hastelloy diaphragms produce a metal-to-metal, leak-proof seal

7. Diaphragm Valve

- Designed to withstand temperature and vibration fluctuations
- Assure a consistent outlet flow
- Ergonomically designed control knob for easy adjustment

Note: Please consult the GENTEC® facility about special port configurations or requests.

Gas Service and Material Compatibility

1. Assess the gas application against the material of construction of the regulator.
2. Regulator components that come into contact with the gas stream called “wetted surfaces” should be compatible with the intended gas service.
3. CGA connections are determined by gas usage. Please refer to the “Cylinder Connection Table,” on Page 150 for the recommended connection.

Gas Purity

High Purity grade gases will require more “diffusion resistant” components than lower purity grade gases. Diffusion means that gases can either desorb or adsorb from the seat or diaphragm material of the regulator resulting in impurity contamination of the gas stream. Stainless Steel diaphragms should also be used since Elastomeric (rubber-based) diaphragms tend to absorb and outgas and they can compromise gas purity.

Outlet Connections

Specific outlet connections are determined by usage, flow, and pressure requirements. Most regulators are available with custom fittings and configured at the time of ordering. GENTEC® offers a wide range of outlet fittings in addition to hose connections, needle and diaphragm valves, and tube fittings.

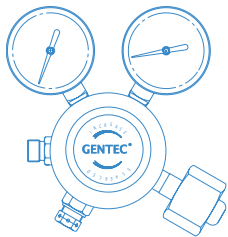
Single vs. Dual Stage

Single-Stage Regulators reduce pressure by passing through a pressure reducing valve area in one step to deliver a pressure within a specific range. These regulators demonstrate a slight increase in delivery pressure as the cylinder pressure falls during use, also known as “Inlet Pressure Decay.” This reduced Inlet Pressure Decay provides less force against the regulator valve causing it to open wider resulting in increased outlet pressure.

Dual-Stage Regulators perform a similar function as Single-Stage Regulators. The Dual-Stage Regulator delivery pressure remains constant as the cylinder pressure decreases. However, greater accuracy in pressure control is maintained because the pressure is reduced by passing through two pressure reducing valves instead of one. The first stage reduces the incoming high pressure into the second stage. The second stage then reduces the remaining pressure to the desired working pressure. Because the inlet pressure on the second stage is relatively stable from the first stage, Dual-Stage Regulators maintain constant delivery pressure and do not require periodic adjustment as the cylinder pressure decreases.

In summary, for a Single-Stage Regulator, the outlet pressure may increase as the cylinder pressure drops. In a Dual-Stage Regulator, the outlet pressure should remain constant as the cylinder pressure drops.

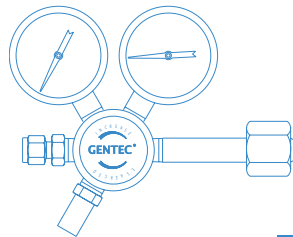
GENTEC® GENERAL PURPOSE REGULATORS

**1**

Recommended for use with inert and non-corrosive pure and mixed gas applications where elastomeric outgassing is not critical.

These regulators are not recommended for analytical or high purity applications. Typical applications include general laboratory or plant use. GENTEC® regulators can provide safety relief valves to protect downstream equipment from over-pressurization. Needle and Diaphragm Valves on the outlet are also available.

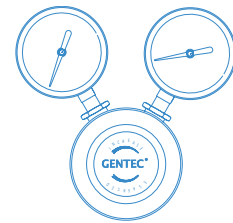
GENTEC® HIGH PURITY REGULATORS

**2**

Recommended for use with inert, flammable, and semi-corrosive pure and mixed gas applications.

Typical applications include GC analytical instrumentation, chromatographic carrier gas, and process gas regulation. These units minimize outgassing and inboard diffusion through the use of stainless steel convoluted diaphragms, high purity seats and seal rings.

GENTEC® ULTRA & HIGH PURITY CORROSION RESISTANT REGULATORS

**3**

Recommended for use with semi-corrosive and some toxic applications.

The stainless steel convoluted metal-to-metal diaphragm seal provides superior leak performance and eliminates the need for seal rings. This metal-to-metal seal eliminates outgassing and inboard diffusion in the gas stream.

REGULATOR GUIDE

GENTEC® Gas Regulators

Specialty Gas Equipment

Regulator	Application	Material											Catalog Page	
		Body				Diaphragm				Type				
		FBR	BR	SS	N	SS	P	HS	Single Stage	Dual Stage	Line	Other		
G152	General Purpose	•			•					•			07.	
G152T	General Purpose	•			•						•		09.	
HP152L	High Purity, Medium Flow	•				•						•	11.	
HP152	High Purity, Medium Flow	•				•				•			13.	
HP152T	High Purity, Medium Flow	•				•					•		15.	
R12B	High Purity, Low Flow			•		•				•			17.	
R13B	High Purity, Low Flow		•			•				•			19.	
R21B	High Purity, Low Flow		•			•				•		•	21.	
R21B	High Purity, Low Flow		•			•				•			23.	
R22B	High Purity, Medium Flow		•			•				•		•	25.	
R30B	High Purity, Low Flow												27.	
R31B	High Purity, Low Flow		•			•					•	•	29.	
R66B	High Purity, Low Flow		•			•							•	31.
R72B	High Purity, Back Pressure		•			•							•	33.
R77B	Sensitive Back Pressure		•			•								35.
R12SL	High Purity, Low Flow			•		•				•				37.
R13SL	High Purity, Low Flow			•		•				•		•		39.
R15SL	High Purity, Medium Flow			•		•				•				41.
R21SL	High Purity, Low Flow			•		•						•		43.
R21SL	High Purity, Low Flow			•		•				•				45.
R22SL	High Purity, Medium Flow			•		•				•		•		47.
R23SL	High Purity, High Flow		•			•				•		•		49.
R30SL	High Purity, Low Flow			•										51.
R31SL	High Purity, Low Flow			•		•						•		53.
R34SL	High Purity, Medium Flow			•		•			•			•		55.
R42SL	High Pressure High Flow			•		•				•				57.
R43SL	High Pressure High Flow			•		•				•				59.
R44SL	High Pressure Low Flow			•				•		•				61.
R45SL	Ultra High Pressure			•				•		•				63.
R51SL	High Pressure, Corrosion			•					•	•			FSR	65.
R53SL	Tied Diaphragm			•		•			•	•				67.
R54SL	Tied Diaphragm			•		•			•	•				69.
R63SL	Dome Loaded			•	•								DOME	71.
R66SL	Ultra High Flow			•	•				•					73.
R72SL	High Purity, Back Pressure			•		•							•	75.
R73SL	High Pressure, Back Pressure			•		•							•	77.
R74SL	Medium Flow, Back Pressure			•		•							•	79.
R75SL	High Flow, Back Pressure			•		•							•	81.
R77SL	Back Pressure, Low Flow			•		•				•				83.
R78SL	High Accuracy, Back Pressure			•		•							•	85.
R81SL	Steam Heated Vaporizing			•		•							•	87.
U21SL	Ultra High Purity			•		•				•		•	FSR	89.
U22SL	Ultra High Purity			•		•				•		•	FSR	91.
U23SL	Ultra High Purity			•		•				•		•	FSR	93.
U53SL	Ultra High Purity			•		•				•		•	FSR	95.
H229	Portable Cylinder		•	•					•				•	97.

FBR = Forged Brass BR = Brass Barstock SS = Stainless Steel N = Neoprene P = Piston HS = Hastelloy FSR = Face Seal

Any GENTEC® apparatus found to be defective either in material or workmanship during the time set forth below will be replaced by Genstar Technologies Company, Inc. or its Authorized Distributors, provided that said apparatus was used under normal conditions for the purpose intended.

GENTEC® apparatus damaged or rendered inoperative due to abuse, negligence, misuse, accident or abnormal wear and tear is not covered by this warranty and must be repaired at the sole expense of the equipment owner. GENTEC® apparatus should be serviced facilities only. Service or repair of this apparatus by other than Genstar Technologies Company, Inc. or designated service facilities may void any warranties and relieve Genstar Technologies Company, Incorporated of any claims for damage and/or liability.

To make a claim under this warranty, Buyer must notify Genstar Technologies Company, Inc. or its Authorized Distributor of the details of such claim within 30 days of discovering a defect in material or workmanship along with proof of purchase. The Buyer will be responsible for transportation costs and related risks.

Genstar Technologies Company, Inc. shall not, under any circumstances, be liable for any damages including but not limited to: indirect, incidental, consequential, or special damages, wether such damages result from negligence, breach of warranty or otherwise.

There are no other warranties, expressed or implied, except as stated herein. This warranty gives you specific legal rights, and you may also have other rights which vary from state to state. Genstar Technologies company, Incorporated reserves the right to discontinue manufacturing of any product or change product materials, design or specifications without notice.

Warranty from the Date of Original Purchase



GENTEC®
High
Purity
Regulators

• 90 days
corrosive service



Pigtails



* GENTEC® Industrial Manifold Systems are not included in this catalog.

G152 SERIES

General Purpose Medium Flow Regulator

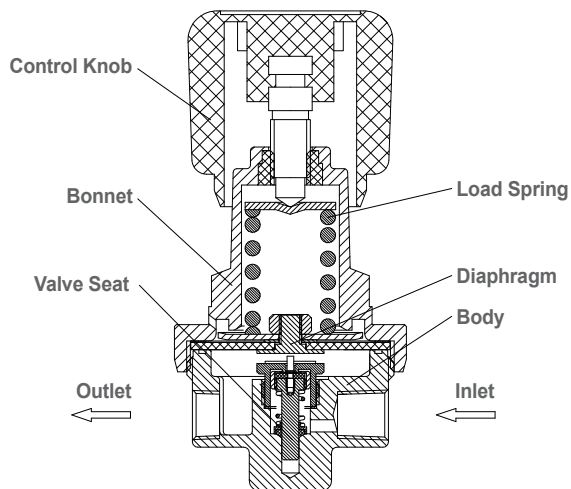
Specialty Gas Equipment



» **G152-DKK-C320-01-NR**

Materials

- | | |
|------------------|----------------------------|
| • Body | Forged Brass |
| • Bonnet | Nickel-Plated Forged Brass |
| • Seat | PU |
| • Diaphragm | Neoprene |
| • Seal | Nylon |
| • Adjusting Knob | ABS plastic |



GENTEC® G152 Series is a Single-Stage Brass Regulator designed for General Purpose laboratory applications where occasional readjustment of the working pressure is acceptable.

Not recommended for high purity application in which outgassing due to elastomeric components would adversely affect the process.

Product Features

- 2" Neoprene Diaphragm
- 2" Dual-Scale Pressure Gauges in gold steel casing
- Optional outlet: Needle Valve or Diaphragm Valve
- Conforms to CGA E-4 standard for Gas Pressure Regulators

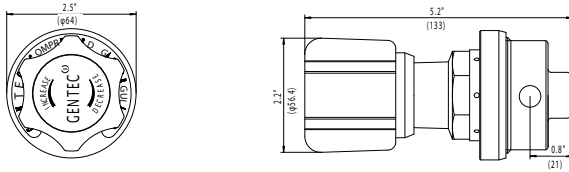
Applications

- Non-Corrosive Gases
- Purging
- Leak Testing
- Gas Shielding

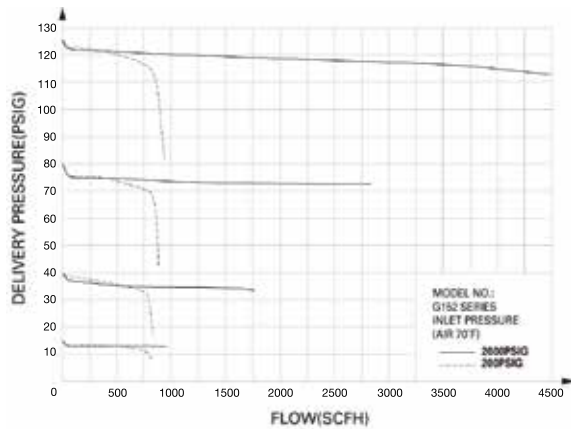
Specifications

- Maximum inlet pressure: 3000 psig
- Maximum outlet pressure: 250 psig
- Operating temperature range: 0 to 140°F (-17 to 60°C)
- Weight: 3 lb 2 oz

Dimensions



Flow Data



Ordering Information

EX: G152- Series	D Inlet Pressure Range	K Outlet Pressure Ranges	K - Gauge	C320 - Inlet Connections	01 - Outlet Connections	NR Options
• G152	D: 3000 psig	G: 0-250 psig H: 0-150 psig I: 0-100 psig K: 0-50 psig M: 0-15 psig	K: psig/kPa P: psig/bar W: No Gauge	00: 1/4" NPT(F) C346: CGA346 C320: CGA320 C350: CGA350 C510: CGA510 C540: CGA540 C580: CGA580 C590: CGA590 C326: CGA326 Other connections available	00: 1/4" NPT(F) 01: 1/4" NPT(M) 10: 1/8" GENLOK 11: 1/4" GENLOK 14B: 1/4" Hose Barb Other connections available	Blank: None D: Diaphragm Valve N: Needle Valve R: Relief Valve

G152T SERIES

General Purpose Medium Flow Regulator

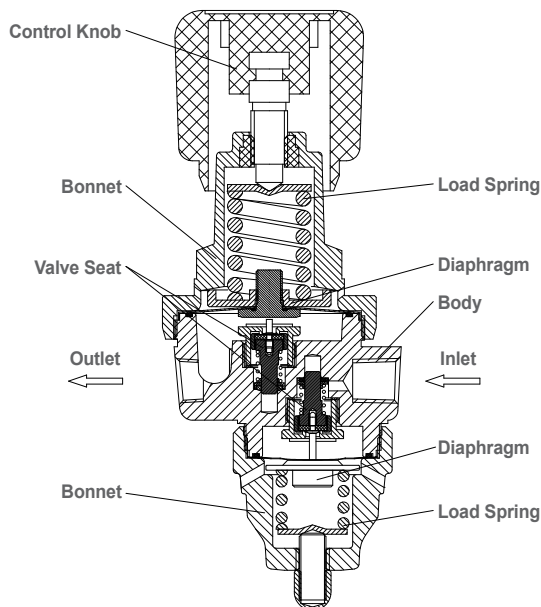
Specialty Gas Equipment



» G152T-DGK-C540-01-NR

Materials

- | | |
|------------------|----------------------------|
| • Body | Forged Brass |
| • Bonnet | Nickel-Plated Forged Brass |
| • Seat | PU |
| • Diaphragm | Neoprene |
| • Seal | Nylon |
| • Adjusting Knob | ABS plastic |



GENTEC® G152T Series is a Dual-Stage Brass Regulator designed for General Purpose laboratory applications where continuous outlet flow and pressure are desired.

Not recommended for high purity application in which outgassing due to elastomeric components would adversely affect the process.

Product Features

- Neoprene Diaphragm: 1-1/4" for Single-Stage, 2" for Dual-Stage
- 2" Dual-Scale Pressure Gauges in gold steel casing
- Optional outlet: Needle Valve or Diaphragm Valve
- Conforms to CGA E-4 standard for Gas Pressure Regulators

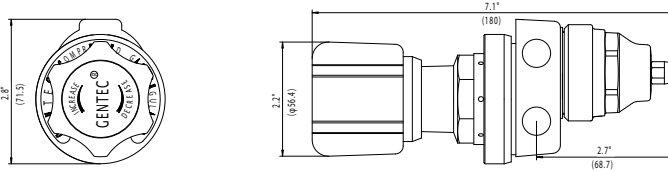
Applications

- Non-Corrosive Gases
- Purging
- Leak Testing
- Gas Shielding

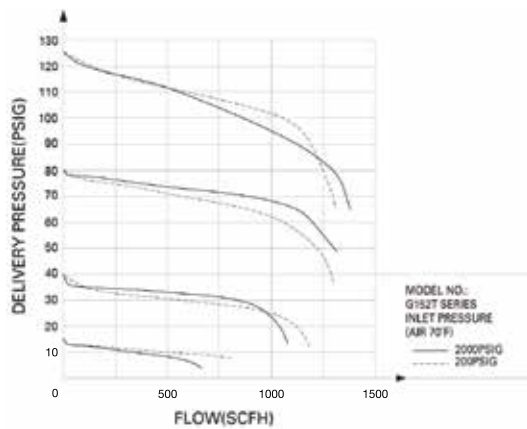
Specifications

- Maximum inlet pressure: 3000 psig
- Maximum outlet pressure: 250 psig
- Operating temperature range: 0 to 140°F (-17 to 60°C)
- Weight: 4 lb 1 oz

Dimensions



Flow Data



Ordering Information

EX: G152T-Series	D Inlet Pressure Range	G Outlet Pressure Ranges	K - Gauge	C540 - Inlet Connections	01 - Outlet Connections	NR Options
• G152T	D: 3000 psig	G: 0-250 psig H: 0-150 psig I: 0-100 psig K: 0-50 psig M: 0-15 psig	K: psig/kPa P: psig/bar W: No Gauge	00: 1/4" NPT(F) C346: CGA346 C320: CGA320 C350: CGA350 C510: CGA510 C540: CGA540 C580: CGA580 C590: CGA590 C326: CGA326 C500: CGA500 Other connections available	00: 1/4" NPT(F) 01: 1/4" NPT(M) 10: 1/8" GENLOK 11: 1/4" GENLOK 14B: 1/4" Hose Barb Other connections available	D: Diaphragm Valve N: Needle Valve R: Relief Valve

HP152L SERIES

High Purity Medium Flow Line Regulator

Specialty Gas Equipment



» **HP152L-FHK-11-11**

GENTEC® HP152L Series is a Single-Stage High Purity Brass Line Regulator designed for High Purity applications where occasional readjustment of the working pressure is acceptable.

Not recommended for corrosive gases.

Product Features

- 2" 316L Stainless Steel Diaphragm
- 2" Dual-Scale Pressure Gauges
- Optional outlet: Needle Valve or Diaphragm Valve
- Conforms to CGA E-4 standard for Gas Pressure Regulators

Materials

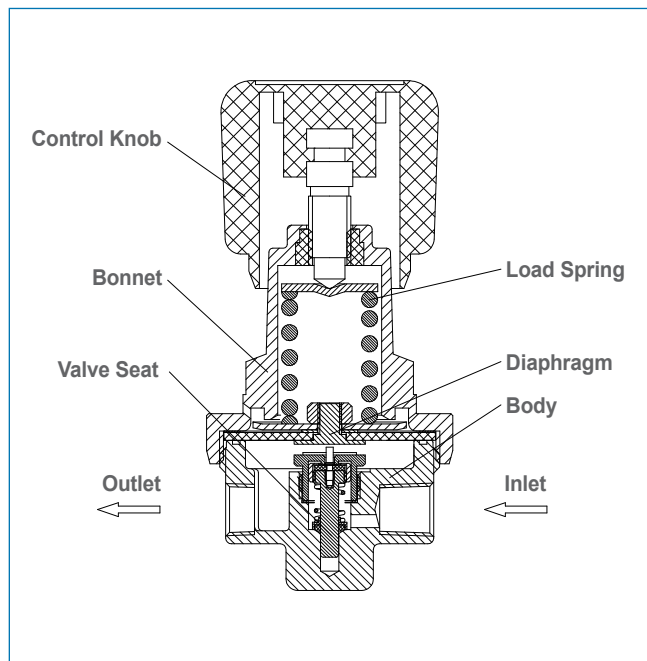
- | | |
|------------------|----------------------------|
| • Body | Nickel-Plated Forged Brass |
| • Bonnet | Nickel-Plated Forged Brass |
| • Seat | PU |
| • Diaphragm | 316L Stainless Steel |
| • Adjusting Knob | ABS Plastic |

Applications

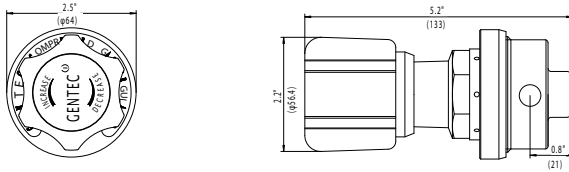
- Point of use pressure regulation

Specifications

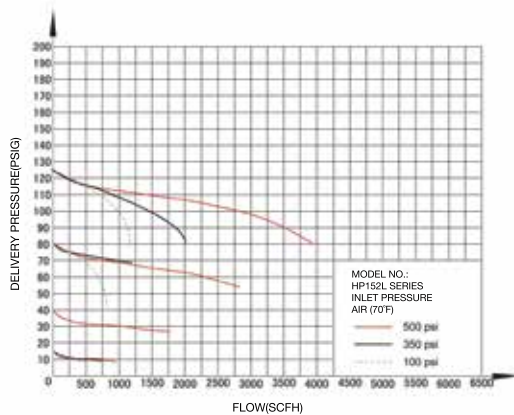
- Maximum inlet pressure: 500 psig
- Maximum outlet pressure: 150 psig
- Operating temperature range: 0 to 140°F (-17 to 60°C)
- Weight: 3 lb 2 oz



Dimensions



Flow Data



Ordering Information

EX: HP152L-Series	F Inlet Pressure Range	H Outlet Pressure Ranges	K - Gauge	11 - Inlet Connections	11 Outlet Connections
• HP152L	F: 500 psig	H: 0-150 psig I: 0-100 psig K: 0-50 psig M: 0-15 psig	K: psig/kPa P: psig/bar W: No Gauge	00: 1/4" NPT(F) 01: 1/4" NPT(M) 10: 1/8" GENLOK 11: 1/4" GENLOK 14B: 1/4" Hose Barb Other connections available	00: 1/4" NPT(F) 01: 1/4" NPT(M) 10: 1/8" GENLOK 11: 1/4" GENLOK 14B: 1/4" Hose Barb Other connections available

HP152 SERIES

High Purity Medium Flow Regulator

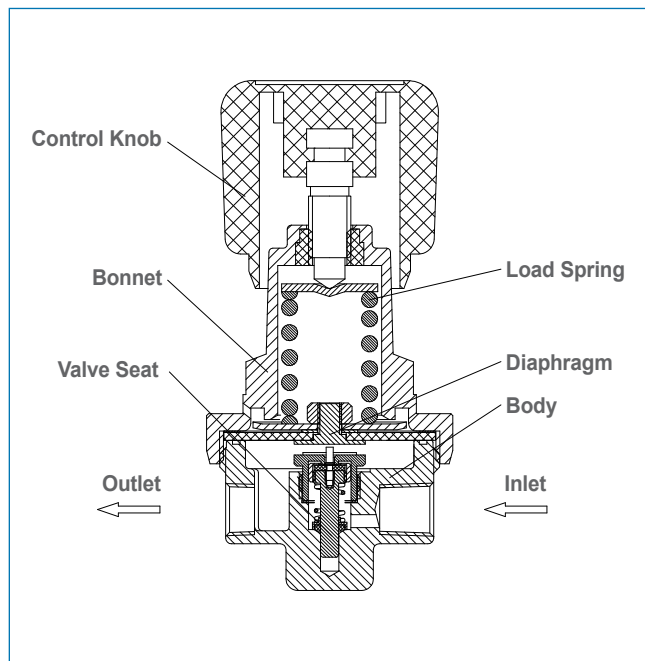
Specialty Gas Equipment



» **HP152-DKK-C350-01-NR**

Materials

- **Body** Nickel-Plated Forged Brass
- **Bonnet** Nickel-Plated Forged Brass
- **Seat** PU
- **Diaphragm** 316L Stainless Steel
- **Adjusting Knob** ABS Plastic



GENTEC® HP152 Series is a Single-Stage High Purity Brass Regulator designed for High Purity applications where occasional readjustment of the working pressure is acceptable.

Not recommended for corrosive gases.

Product Features

- 2" 316L Stainless Steel Diaphragm
- 2" Dual-Scale Pressure Gauges
- Optional outlet: Needle Valve or Diaphragm Valve
- Conforms to CGA E-4 standard for Gas Pressure Regulators

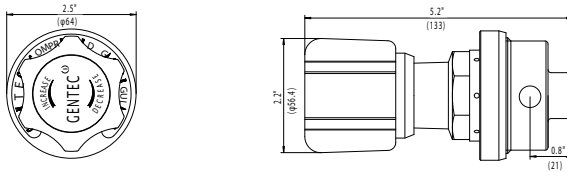
Applications

- Calibration of Pressures Gauges & Test Equipment
- Supply of carrier gases for Gas Chromatography

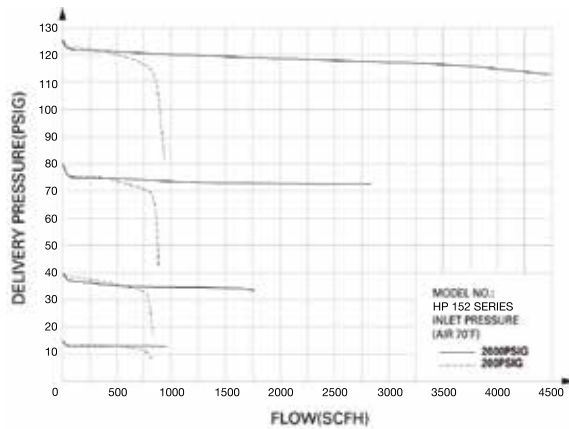
Specifications

- **Maximum inlet pressure:** 3000 psig
- **Maximum outlet pressure:** 250 psig
- **Operating temperature range:** 0 to 140°F (-17 to 60°C)
- **Weight:** 3 lb 2 oz

Dimensions



Flow Data



Ordering Information

EX: HP152-Series	D Inlet Pressure Range	K Outlet Pressure Ranges	K - Gauge	C350 - Inlet Connections	01 - Outlet Connections	NR Options
• HP152	D: 3000 psig	G: 0-250 psig H: 0-150 psig I: 0-100 psig K: 0-50 psig M: 0-15 psig	K: psig/kPa P: psig/bar W: No Gauge	00: 1/4" NPT(F) C346: CGA346 C320: CGA320 C510: CGA510 C540: CGA540 C580: CGA580 C590: CGA590 C326: CGA326 Other connections available	00: 1/4" NPT(F) 01: 1/4" NPT(M) 10: 1/8" GENLOK 11: 1/4" GENLOK 12: 3/8" GENLOK 14B: 1/4" Hose Barb Other connections available	D: Diaphragm Valve N: Needle Valve R: Relief Valve
	F: 500 psig	H: 0-150 psig I: 0-100 psig K: 0-50 psig M: 0-15 psig	K: psig/kPa P: psig/bar W: No Gauge	C510: CGA510 C300: CGA300 Other connections available	Same as above	D: Diaphragm Valve N: Needle Valve R: Relief Valve

HP152T SERIES

High Purity Medium Flow Regulator

Specialty Gas Equipment



» HP152T-DIK-C540-01-NR

Materials

- **Body** Nickel-Plated Forged Brass
- **Bonnet** Nickel-Plated Forged Brass
- **Seat** PU
- **Diaphragm** 316L Stainless Steel
- **Adjusting Knob** ABS Plastic

GENTEC® HP 152T Series is a Dual-Stage High Purity Brass Regulator designed for High Purity applications where a consistent outlet pressure and flow are desired.

Not recommended for corrosive gases.

Product Features

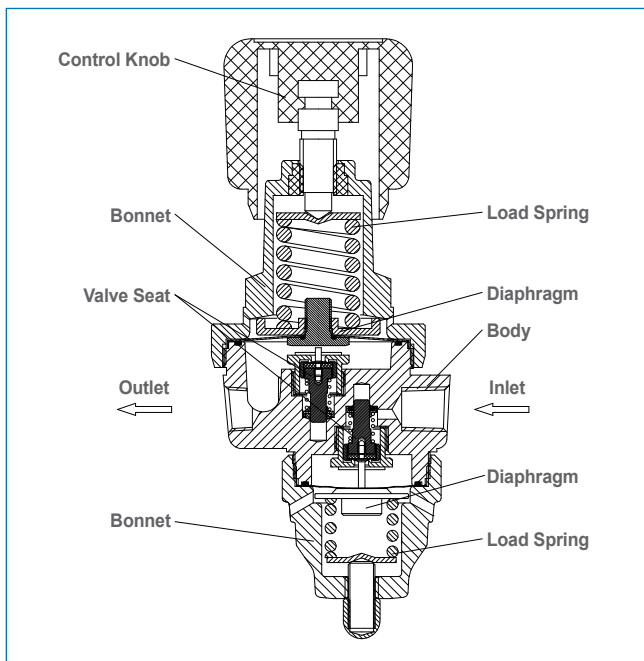
- 2" 316L Stainless Steel Diaphragm
- 2" Dual-Scale Pressure Gauges
- Optional outlet: Needle Valve or Diaphragm Valve
- Conforms to CGA E-4 standard for Gas Pressure Regulators

Applications

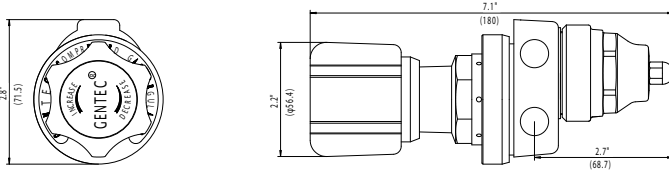
- Calibration of Pressures Gauges & Test Equipment
- Applications where constant delivery pressure required
- Supply of carrier gases for Gas Chromatography

Specifications


- **Maximum inlet pressure:** 3000 psig
- **Maximum outlet pressure:** 250 psig
- **Operating temperature range:** 0 to 140°F (-17 to 60°C)
- **Weight:** 3 lb 2 oz



Dimensions



Flow Data



Ordering Information

EX: HP152T- Series	D Inlet Pressure Range	I Outlet Pressure Ranges	K - Gauge	C540 - Inlet Connections	01 - Outlet Connections	NR Options
• HP152T	D: 3000 psig	G: 0-250 psig H: 0-150 psig I: 0-100 psig K: 0-50 psig M: 0-15 psig	K: psig/kPa P: psig/bar W: No Gauge	00: 1/4" NPT(F) C346: CGA346 C320: CGA320 C350: CGA350 C510: CGA510 C540: CGA540 C580: CGA580 C590: CGA590 C326: CGA326 Other connections available	00: 1/4" NPT(F) 01: 1/4" NPT(M) 10: 1/8" GENLOK 11: 1/4" GENLOK 12: 3/8" GENLOK 14B: 1/4" Hose Barb Other connections available	D: Diaphragm Valve N: Needle Valve R: Relief Valve

R12B SERIES

High Purity Low Flow Regulator

Specialty Gas Equipment

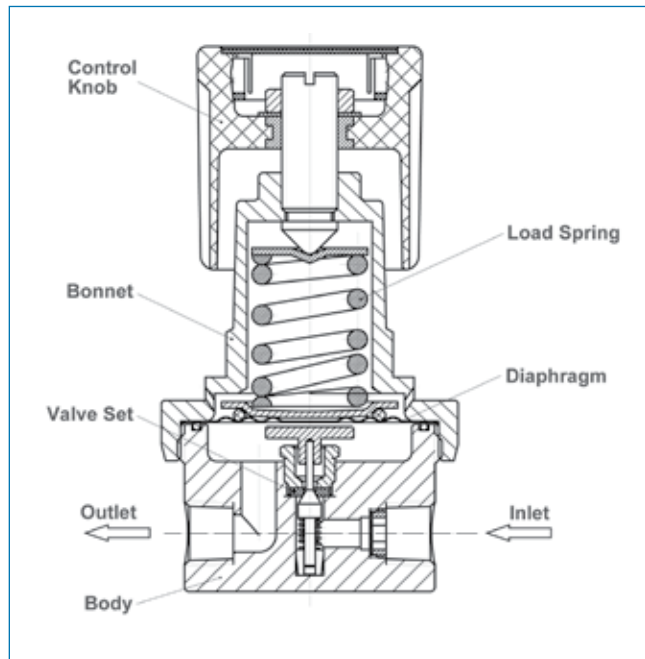


GENTEC® R12B Series Low Flow Regulator is a Diaphragm-Sensed Single-Stage High Purity Regulator.

» R12BGK-DIK-C590-01

Materials

- | | |
|-------------|----------------------|
| • Body | 316L Stainless Steel |
| • Seat | PCTFE, PTFE |
| • Diaphragm | 316L Stainless Steel |
| • Stem | 316L Stainless Steel |
| • Spring | 316L Stainless Steel |



Product Features

- Single-Stage Configuration
- Metal-to-Metal Seal
- Inlet & Outlet Port Size: 1/4" NPT(F)
- 2" Pressure Gauge

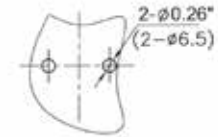
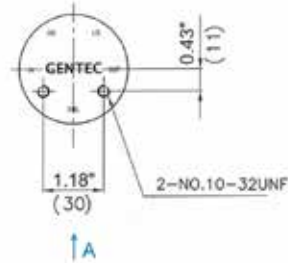
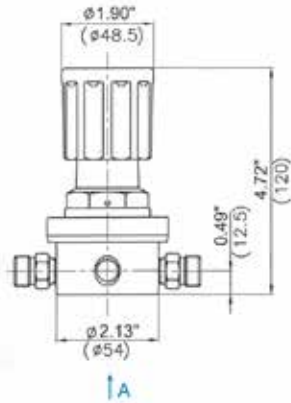
Applications

- Gas Chromatography
- Gas Manifold Systems
- Research Laboratories
- Process Analyzer
- Petrochemical Industry
- Semiconductor Industry

Specifications



- **Maximum inlet pressure:** 3000 psig (206 bar)
- **Maximum outlet pressure:** 250 psig (17 bar)
- **Safety test pressure:** 1.5 x Maximum inlet pressure
- **Temperature range:** -20°F~150°F (-29°C~66°C)
- **Inboard leakage:** 2×10^{-8} atm.cc/sec He
- **Outboard leakage:** 2×10^{-8} atm.cc/sec He
- **Maximum:** 0.15
- **Weight:** 3.3 lb (1.5 kg)

Dimensions

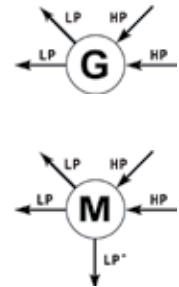


Rear Bracket Mount

Flow Data



Body Ports



Ordering Information

EX: R12B	G	K -	D	I	K -	C590 -	01 -	D
Series	Body Ports	Seat	Inlet Pressure Range	Outlet Pressure Range	Gauge	Inlet Connections	Outlet Connections	Options
• R12B	G M	K: PCTFE T: PTFE	D: 3000 psig F: 500 psig	G: 0-250 psig I: 0-100 psig K: 0-50 psig L: 0-25 psig M: 0-15 psig	K: psig/kPa P: psig/bar W: No Gauge	00: 1/4" NPT(F) C346: CGA346 C320: CGA320 C350: CGA350 C510: CGA510 C540: CGA540 C580: CGA580 C590: CGA590 C326: CGA326 Other connections available*	00: 1/4" NPT(F) 01: 1/4" NPT(M) 10: 1/8" GENLOK 11: 1/4" GENLOK Other connections available*	Blank: None D: Diaphragm Valve N: Needle Valve R: Relief Valve

* For more connection options contact GENTEC.

R13B SERIES

High Purity Low Flow Regulator

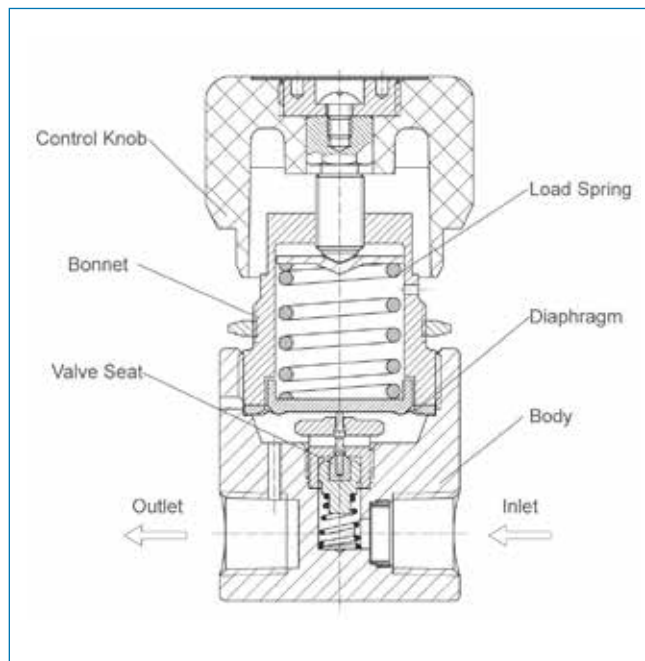
Specialty Gas Equipment



» R13BGT-DKP-C580-01

Materials

- | | |
|-------------|------------------------------|
| • Body | Nickel-Plated Brass Barstock |
| • Seat | PTFE |
| • Diaphragm | 316L Stainless Steel |
| • Stem | 316L Stainless Steel |
| • Spring | 316L Stainless Steel |



GENTEC® R13B Series Regulator is a Diaphragm-Sensed Single-Stage High Purity Regulator designed for applications where low flow is desired.

Product Features

- Single-Stage Configuration
- Metal-to-Metal Seal
- Inlet & Outlet Port Size: 1/4" NPT(F)
- 2" Pressure Gauge

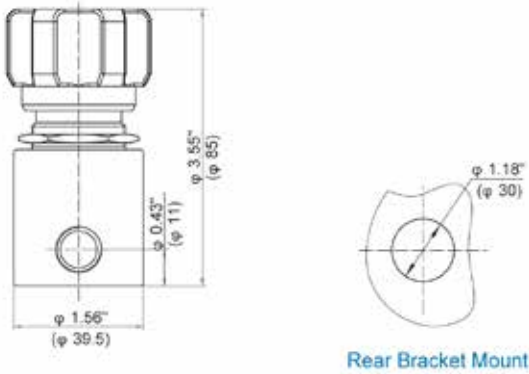
Applications

- Gas Chromatography
- Research Laboratories
- Process Analyzer
- Petrochemical Industry
- Semiconductor Industry
- Power Plant


Specifications

- **Maximum inlet pressure:** 3000 psig (206 bar)
- **Maximum outlet pressure:** 150 psig (10 bar)
- **Safety test pressure:** 1.5 x Maximum inlet pressure
- **Temperature range:** -40°F~165°F (-40°C~74°C)
- **Inboard leakage:** 2×10^{-8} atm.cc/sec He
- **Outboard leakage:** 2×10^{-8} atm.cc/sec He
- **Maximum:** 0.06
- **Weight:** 1.3 lb (0.6 kg)

Dimensions



Flow Data



Body Port



Ordering Information

EX: R13B	G	T	D	K	P -	C580 -	01 -	R
Series	Body Ports	Seat	Inlet Pressure Range	Outlet Pressure Range	Gauge	Inlet Connections	Outlet Connections	Options
• R13B	G	T: PTFE	D: 3000 psig	H: 0-150 psig I: 0-100 psig K: 0-50 psig L: 0-25 psig	P: psig/bar W: No Gauge	00: 1/4" NPT(F) 01: 1/4" NPT(M) C350: CGA350 C580: CGA580 C590: CGA590 C660: CGA660 Other connections available*	00: 1/4" NPT(F) 10: 1/8" GENLOK Other connections available*	R: Relief Valve

* For more connection options contact GENTEC.

R21B SERIES

High Purity Low Flow Line Regulator

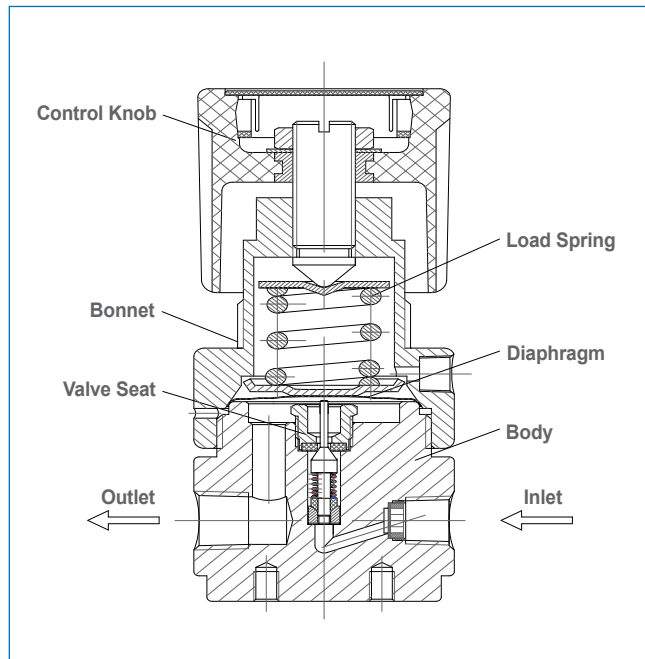
Specialty Gas Equipment



» R21BJT-FGK-11-11

Materials

• Body	Nickel-Plated Brass Barstock
• Seat	PTFE
• Diaphragm	316L Stainless Steel
• Stem	316L Stainless Steel
• Spring	316L Stainless Steel



GENTEC® R21B Series Regulator is a Diaphragm-Sensed Single-Stage High Purity Line Regulator designed for applications where low flow is desired.

Product Features

- Single-Stage Configuration
- Metal-to-Metal Seal
- Body Port Size: 1/4" NPT(F)
- 2" Pressure Gauge

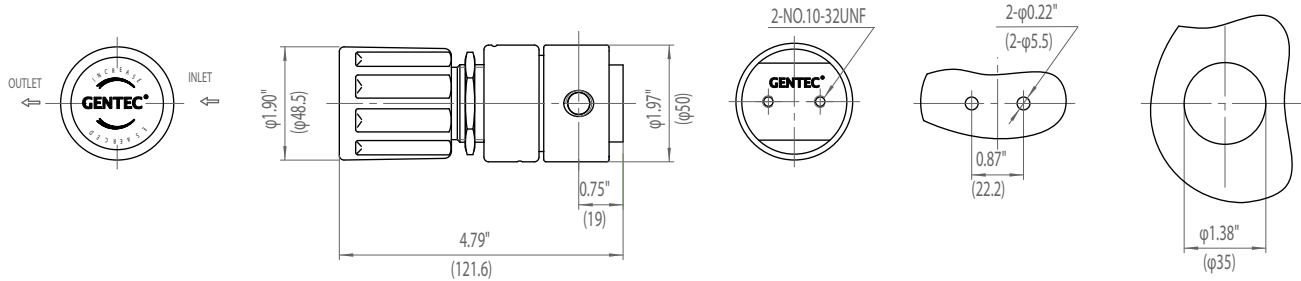
Applications

- Semiconductor Industry
- Research Laboratories
- Process Analyzer
- Gas Chromatography
- Petrochemical Industry
- Power Plants

Specifications



- Maximum inlet pressure: 500 psig
- Maximum outlet pressure: 250 psig
- Safety test pressure: 1.5 x Maximum inlet pressure
- Temperature range: -40°F~165°F (-40°C~ 74°C)
- Inboard leakage: 2×10^{-8} atm.cc/sec He
- Outboard leakage: 2×10^{-8} atm.cc/sec He inlet pressure: 1500 psig
- Maximum Cv: 0.14
- Weight: 2.2 lb

Dimensions

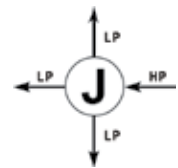


Rear Bracket Mount Front Panel Mount
Max. Thickness: 1/4" (7mm)

Flow Data



Body Port



Ordering Information

EX:R21B	J	T -	F	G	K -	11 -	11 -	D
Series	Body Ports	Seat	Inlet Pressure Range	Outlet Pressure Ranges	Gauge	Inlet Connections	Outlet Connections	Options
• R21B	J	T: PTFE	F: 500 psig	G: 0-250 psig I: 0-100 psig K: 0-50 psig L: 0-25 psig Q: 30" Hg Vac-30 psig S: 30" Hg Vac-100 psig T: 30" Hg Vac-200 psig	K: psig/kPa P: psig/bar W: No Gauge	00: 1/4" NPT(F) 01: 1/4" NPT(M) 10: 1/8" GENLOK 11: 1/4" GENLOK Other connections available	00: 1/4" NPT(F) 01: 1/4" NPT(M) 10: 1/8" GENLOK 11: 1/4" GENLOK Other connections available	Blank: None D: Diaphragm Valve N: Needle Valve P: Panel Mount

R21B SERIES

High Purity Low Flow Regulator

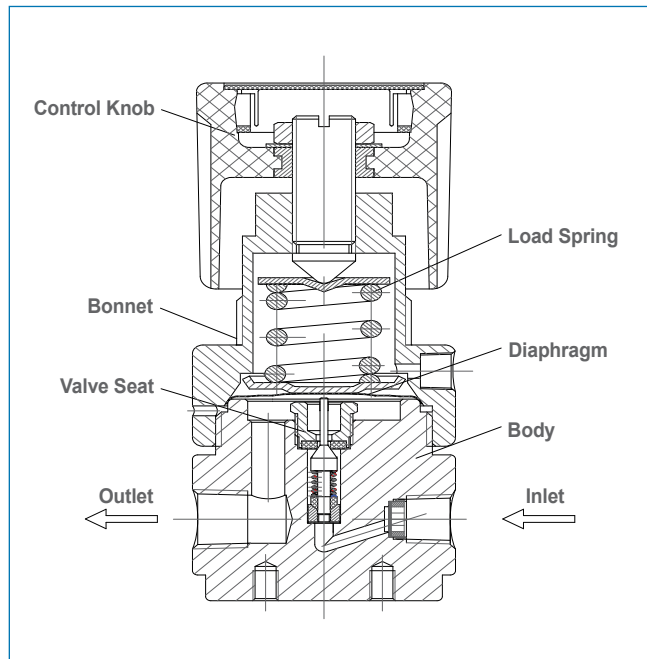
Specialty Gas Equipment



» R21BMK-DIK-C590-11-D

Materials

- | | |
|------------------|------------------------------|
| • Body | Nickel-Plated Brass Barstock |
| • Bonnet | Nickel-Plated Brass Barstock |
| • Seat | PCTFE |
| • Diaphragm | 316L Stainless Steel |
| • Adjusting Knob | ABS Plastic |



GENTEC® R21B Series Brass Regulator is a Diaphragm-Sensed Single-Stage High Purity Regulator designed for use with analytical applications using non-corrosive gases.

Product Features

- Single-Stage Configuration
- Metal-to-Metal Seal
- Body Port Size: 1/4" NPT(F)
- 2" Pressure Gauge

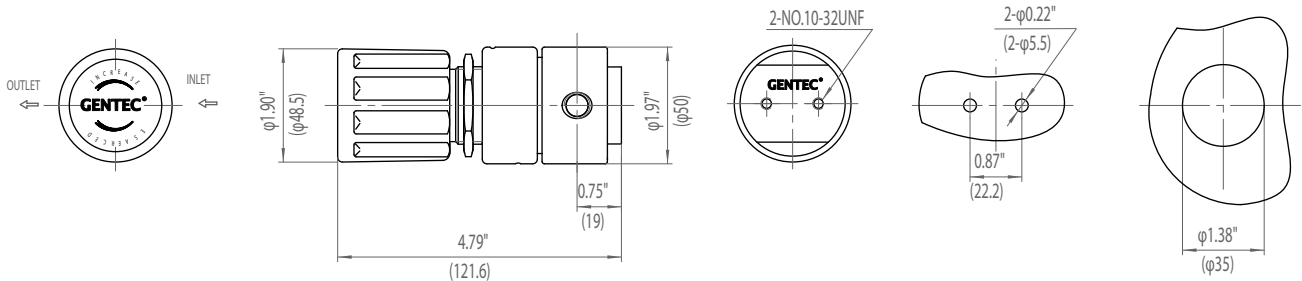
Applications

- Semiconductor Industry
- Research Laboratories
- Process Analyzer
- Gas Chromatography
- Petrochemical Industry
- Power Plants

Specifications



- Maximum inlet pressure: 3000 psig
- Maximum outlet pressure: 500 psig
- Safety test pressure: 1.5 x Maximum inlet pressure
- Temperature range: -40°F~165°F (-40°C~ 74°C)
- Inboard leakage: 2×10^{-8} atm.cc/sec He
- Outboard leakage: 2×10^{-8} atm.cc/sec He inlet pressure: 1500 psig
- Maximum Cv: 0.14
- Weight: 2.2 lb

Dimensions

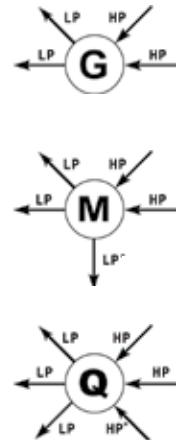


Rear Bracket Mount Front Panel Mount
Max. Thickness: 1/4" (7mm)

Flow Data



Body Ports



Ordering Information

EX:R21B	M	K -	D	I	K -	C590 -	11 -	D
Series	Body Ports	Seat	Inlet Pressure Range	Outlet Pressure Ranges	Gauge	Inlet Connections	Outlet Connections	Options
• R21B	G M Q	K: PCTFE	D: 3000 psig	F: 0-500 psig G: 0-250 psig I: 0-100 psig K: 0-50 psig L: 0-25 psig Q: 30" Hg Vac-30 psig S: 30" Hg Vac-100 psig T: 30" Hg Vac-200 psig	K: psig/kPa P: psig/bar W: No Gauge	00: 1/4" NPT(F) C346: CGA346 C320: CGA320 C350: CGA350 C510: CGA510 C540: CGA540 C580: CGA580 C590: CGA590 C326: CGA326 Other connections available	00: 1/4" NPT(F) 01: 1/4" NPT(M) 10: 1/8" GENLOK 11: 1/4" GENLOK Other connections available	Blank: None D: Diaphragm Valve N: Needle Valve R: Relief Valve

R22B SERIES

High Purity Medium Flow Regulator

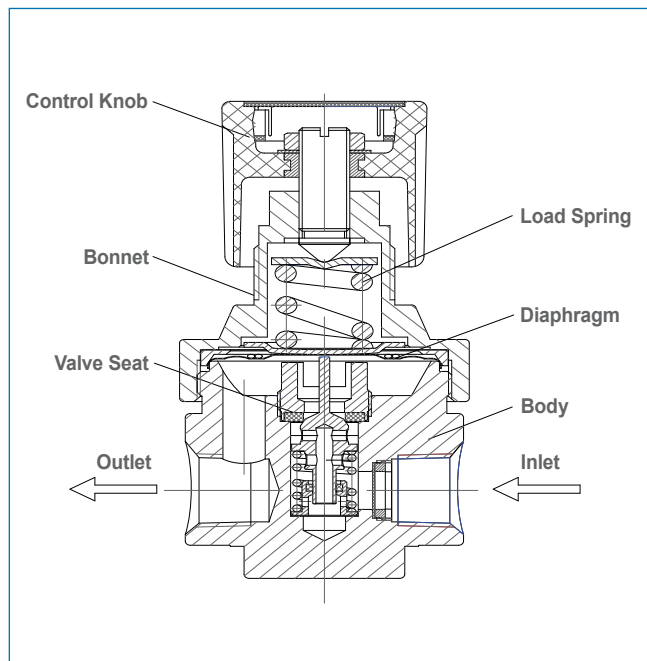
Specialty Gas Equipment



» R22BJK-FKK-13-13

Materials

- | | |
|------------------|------------------------------|
| • Body | Nickel-Plated Brass Barstock |
| • Bonnet | Nickel-Plated Brass Barstock |
| • Seat | PCTFE |
| • Diaphragm | 316L Stainless Steel |
| • Adjusting Knob | ABS Plastic |



GENTEC® R22B Series Brass High Pressure Regulator is a Diaphragm-Sensed Single-Stage High Purity Regulator designed for applications where medium flow is desired.

Product Features

- Single-Stage Configuration
- Metal-to-Metal Seal
- Body Port Size: 1/2" NPT(F)
- 2" Pressure Gauge

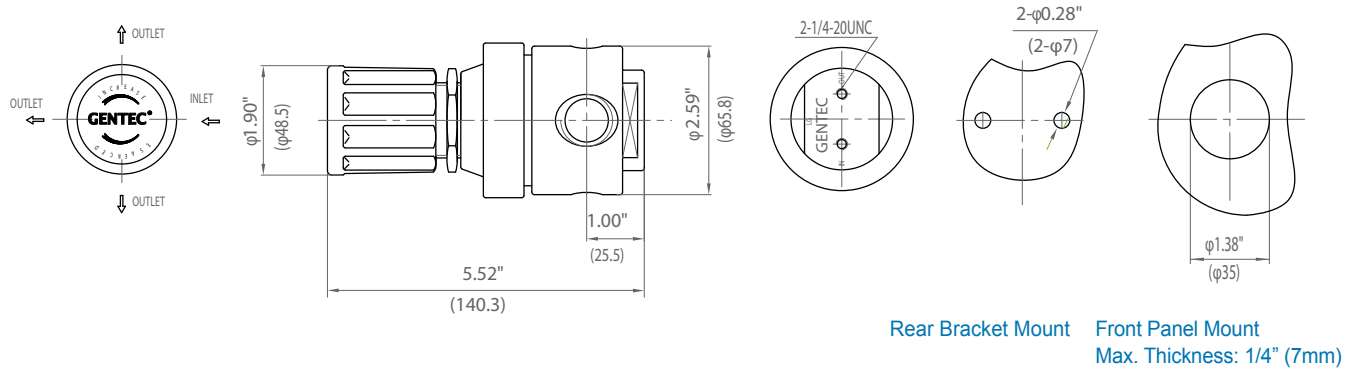
Applications

- Semiconductor Industry
- Gas Manifold Systems
- Research Laboratories
- Petrochemical Industry
- Power Plants



Specifications

- Maximum inlet pressure: 3000 psig
- Maximum outlet pressure: 250 psig
- Safety test pressure: 1.5 x Maximum inlet pressure
- Temperature range: -40°F~165°F (-40°C~ 74°C)
- Inboard leakage: 2×10^{-8} atm.cc/sec He
- Outboard leakage: 2×10^{-8} atm.cc/sec He inlet pressure: 1500 psig
- Maximum Cv: 1.0
- Weight: 3.74 lb

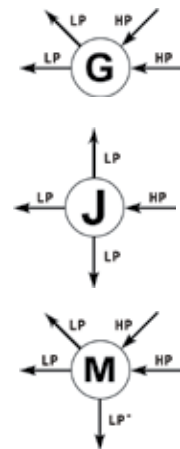
Dimensions



Flow Data



Body Ports



Ordering Information

EX:R22B	J	K -	F	K	K -	13 -	13 -	N
Series	Body Ports	Seat	Inlet Pressure Ranges	Outlet Pressure Ranges	Gauge	Inlet Connections	Outlet Connections	Options
• R22B	G J M	K: PCTFE	D: 3000 psig F: 500 psig	G: 0-250 psig I: 0-100 psig K: 0-50 psig L: 0-25 psig Q: 30" Hg Vac-30 psig S: 30" Hg Vac-100 psig T: 30" Hg Vac-200 psig	K: psig/kPa P: psig/bar W: No Gauge	04: 1/2" NPT(F) 05: 1/2" NPT(M) 13: 1/2" GENLOK CGA connections available	04: 1/2" NPT(F) 05: 1/2" NPT(M) 13: 1/2" GENLOK CGA connections available	Blank: None D: Diaphragm Valve N: Needle Valve P: Panel Mount

R30B SERIES

High Purity Low Flow Regulator

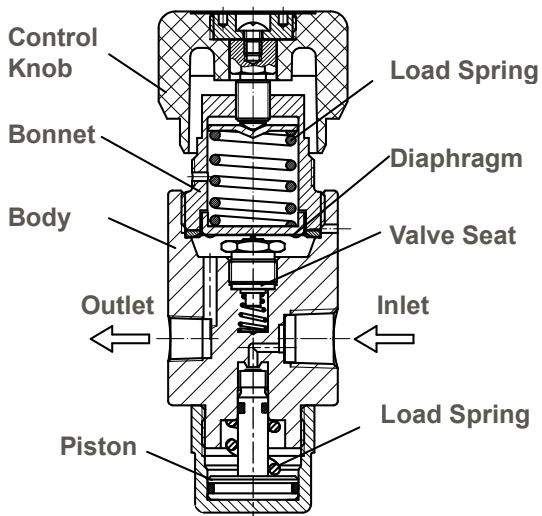
Specialty Gas Equipment



» R30BQT-DIP-C540-10-R

Materials

- Body Nickel-Plated Brass
- Bonnet Stainless Steel
- Seat PTFE
- Diaphragm 316L Stainless Steel
- Adjusting Knob ABS Plastic



GENTEC® R30B Series Dual Stage High Purity Diaphragm Regulator designed for applications where a consistent outlet pressure and flow are desired. The R30 series is designed for applications where size is a concern. The small footprint is ideal for gas chromatography, gas detection equipment, and emission monitoring systems.

Product Features

- Dual-Stage Configuration
- Metal-to-Metal Seal
- Inlet Port Size: 1/4" NPT(F)
- Outlet Port Size: 1/8" NPT(F)
- 1.5" Pressure Gauge

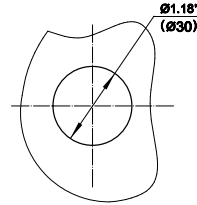
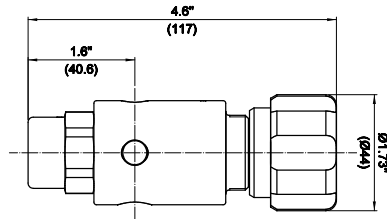
Applications

- Gas Chromatography
- Research Laboratories
- Process Analyzer
- Petrochemical Industry
- Pharmaceutical & Biotechnology
- Gas Detection Equipment
- Emission Monitoring Systems

Specifications

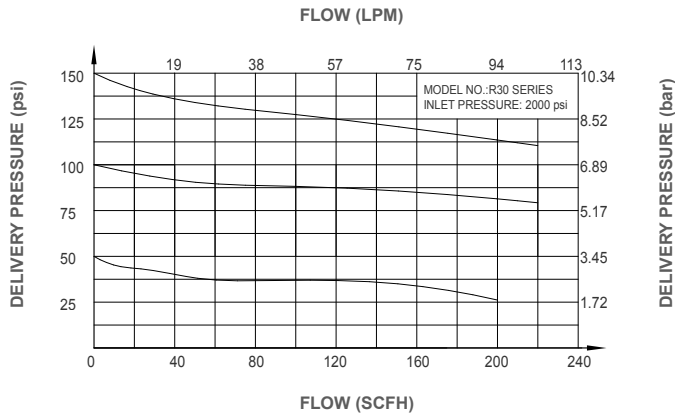
- Maximum inlet pressure: 3000 psig
- Maximum outlet pressure: 150 psig
- Safety test pressure: 1.5 x Maximum inlet pressure
- Temperature range: -40°F~165°F (-40°C~ 74°C)
- Inboard leakage: 2×10^{-9} atm.cc/sec He
- Outboard leakage: 2×10^{-9} atm.cc/sec He inlet pressure: 1500 psig
- Maximum Cv: 0.05
- Weight: 1.68 lb

Dimensions

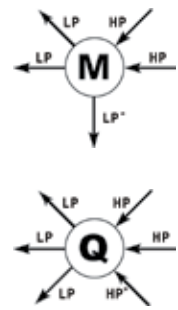


Front Panel Mount

Flow Data



Body Ports



*: The "Aux." port is plugged, it can be used for testing only.

Ordering Information

EX: R30B	Q	T -	D	I	K -	00 -	20 -	R
Series	Body Ports	Seat	Inlet Pressure Ranges	Outlet Pressure Ranges	Gauge	Inlet Connections	Outlet Connections	Options
• R30B	M Q	T: PTFE	D: 3000 psig	H: 0-150 psig I: 0-100 psig K: 0-50 psig L: 0-25 psig	K: psig/kPa P: psig/bar W: No Gauge	00: 1/4" NPT(F) C180: CGA180 C170: CGA170 C165: CGA165 C330: CGA330 52: G5/8"-RH (F) 63: W21.8-14RH (F) 64: W21.8-14LH (F) Other connections available	20: 1/8" NPT(F) 10: 1/8" GENLOK 11: 1/4" GENLOK 15: 6 mm GENLOK 16: 8 mm GENLOK 74: 1M8 x 1RH(M) Other connections available	P: Panel Mount R: Relief Valve (For "Q" body configuration only)

R31B SERIES

High Purity Low Flow Regulator

Specialty Gas Equipment



GENTEC® R31B Series Brass Regulator is a Diaphragm-Sensed Dual-Stage High Purity Regulator designed for analytical applications where a consistent outlet pressure and flow are desired.

Product Features

- Dual-Stage Configuration
- Metal-to-Metal Seal
- Body Port Size: 1/4" NPT(F)
- 2" Pressure Gauge

» R31BMK-DIK-C350-11-D

Materials

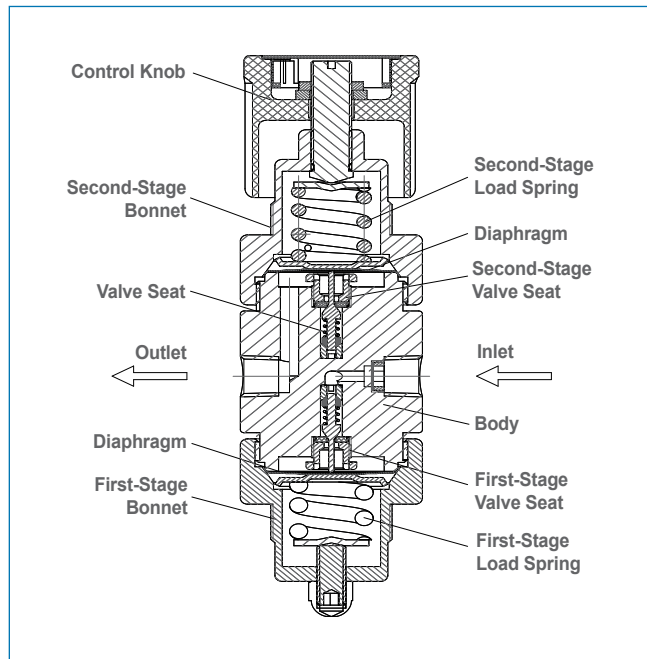
- | | |
|------------------|------------------------------|
| • Body | Nickel-Plated Brass Barstock |
| • Bonnet | Nickel-Plated Brass Barstock |
| • Seat | PCTFE |
| • Diaphragm | 316L |
| • Adjusting Knob | ABS Plastic |

Applications

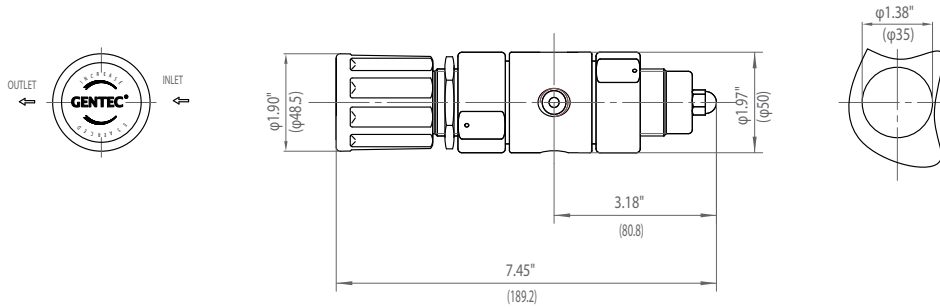
- Cylinders
- Research Laboratories
- Gas Chromatography
- Process Analyzers
- Petrochemical Industry
- Power Plant

Specifications

- Maximum inlet pressure: 3000 psig
- Maximum outlet pressure: 250 psig
- Safety test pressure: 1.5 x Maximum inlet pressure
- Temperature range: -40°F~165°F (-40°C~ 74°C)
- Inboard leakage: 2×10^{-8} atm.cc/sec He
- Outboard leakage: 2×10^{-8} atm.cc/sec He
- Maximum Cv: 0.08
- Weight: 4.03 lb

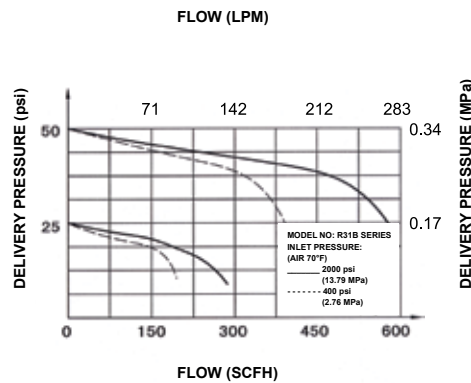
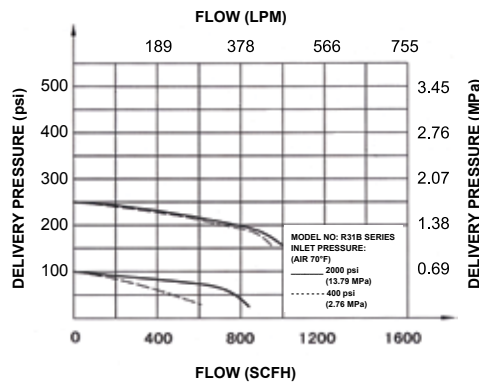


Dimensions

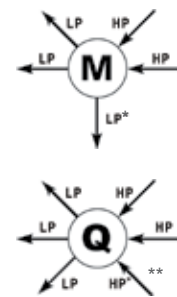


Front Panel Mount
Max. Thickness: 1/4" (7mm)

Flow Data



Body Ports



** For R31 Series, this high pressure "Q" port configuration is plugged. This port can be used for purging purpose only.

* For the "M" port configuration of R31 Series, this port is plugged and cannot be used for relief valve installation.

Ordering Information

EX:R31B	M	K -	D	I	K -	C350 -	11 -	D
Series	Body Ports	Seat	Inlet Pressure Range	Outlet Pressure Ranges	Gauge	Inlet Connections	Outlet Connections	Options
• R31B	M Q	K: PCTFE	D: 3000 psig	G: 0-250 psig I: 0-100 psig K: 0-50 psig L: 0-25 psig Q: 30" Hg Vac-30 psig S: 30" Hg Vac-100 psig T: 30" Hg Vac-200 psig	K: psig/kPa P: psig/bar W: No Gauge	00: 1/4" NPT(F) C346: CGA346 C320: CGA320 C350: CGA350 C510: CGA510 C540: CGA540 C580: CGA580 C590: CGA590 C326: CGA326 Other connections available	00: 1/4" NPT(F) 01: 1/4" NPT(M) 10: 1/8" GENLOK 11: 1/4" GENLOK 12: 3/8" GENLOK 14B: 1/4" Hose Barb Other connections available	Blank: None D: Diaphragm Valve N: Needle Valve P: Panel Mount R: Relief Valve

R66B SERIES

Ultra High Flow Line Regulator

Specialty Gas Equipment



GENTEC® R66B Series Regulator is a hand-adjustable, low pressure regulator designed to provide excellent accuracy.

Product Features

- Single-Stage Configuration
- Inlet & Outlet Port Size: 1" NPT(F)

» R66BJB-FKK-08-08

Materials

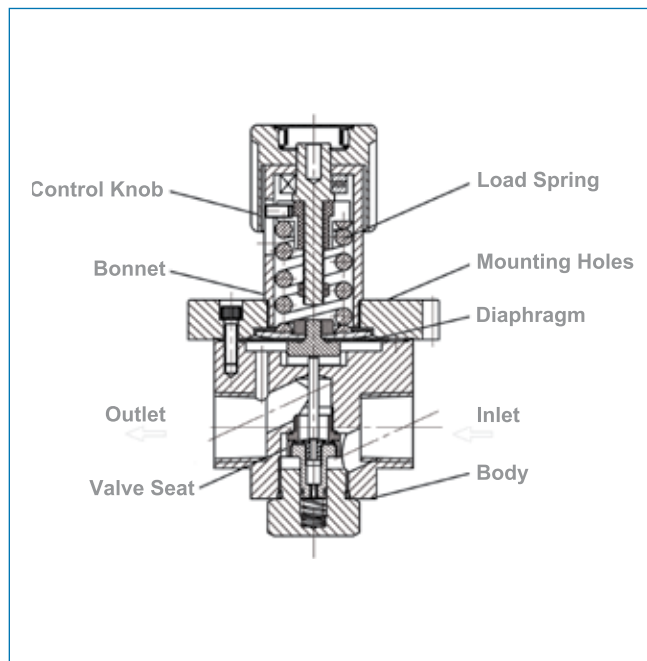
- | | |
|-------------|-------------------------|
| • Body | Brass |
| • Seat | Buna-N |
| • Diaphragm | Buna-N/Nylon Reinforced |
| • Stem | 316L Stainless Steel |
| • Spring | 316L Stainless Steel |

Applications

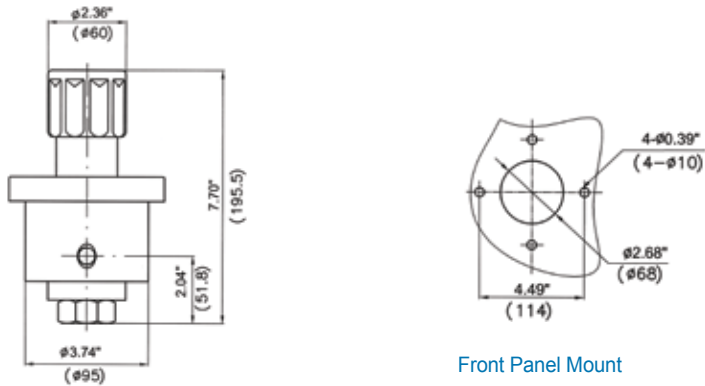
- Facility Supply Regulation
- Gas Control Box
- Bulk Gas Delivery System

Specifications

- **Maximum inlet pressure:** 500 psig (35 bar)
- **Maximum outlet pressure:** 250 psig (17 bar)
- **Safety test pressure:** 1.5 x Maximum inlet pressure
- **Temperature range:** -10°F~250°F (-23°C~ 121°C)
- **Maximum Cv:** 5.2
- **Weight:** 13.2 lb (6 kg)

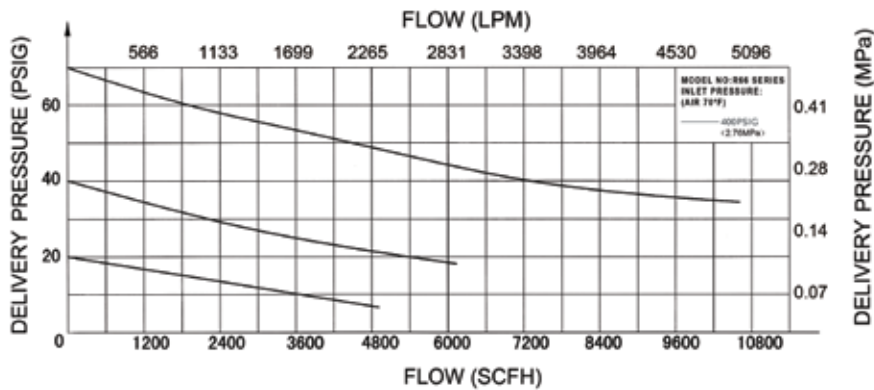


Dimensions

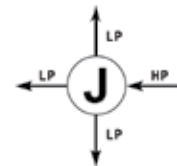


Front Panel Mount

Flow Data



Body Port



Ordering Information

EX:R66B	J	B -	F	K	K -	08 -	08
Series	Body Ports	Seat	Inlet Pressure Range	Outlet Pressure Ranges	Gauge	Inlet Connections	Outlet Connections
• R66B	J	B: Buna-N	F: 500 psig	G: 0-250 psig I: 0-100 psig K: 0-50 psig L: 0-25 psig	K: psig/kPa P: psig/bar W: No Gauge	08: 1" NPT(F)	08: 1" NPT(F)

R72B SERIES

High Purity Back Pressure Regulator

Specialty Gas Equipment



GENTEC® R72B Series Back Pressure Brass Regulator is a Piston-Sensed High Purity Back Regulator designed for analytical applications where constant back pressure is desired.

Product Features

- Piston Type Configuration
- Inlet & Outlet Port Size: 1/4" NPT(F)

» R72BAK-FW-00-00-J

Materials

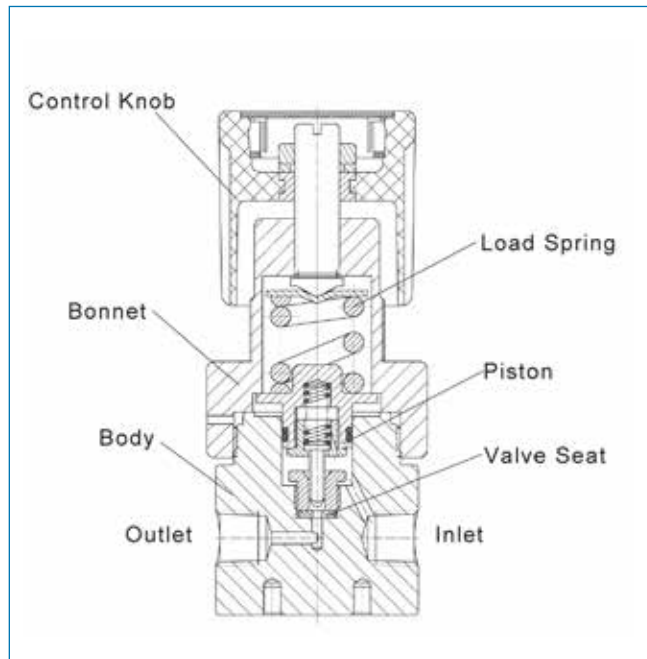
• Body	Nickel-Plated Brass Barstock
• Seat	PCTFE
• Piston	316L Stainless Steel
• Stem	316L Stainless Steel
• Spring	316L Stainless Steel

Applications

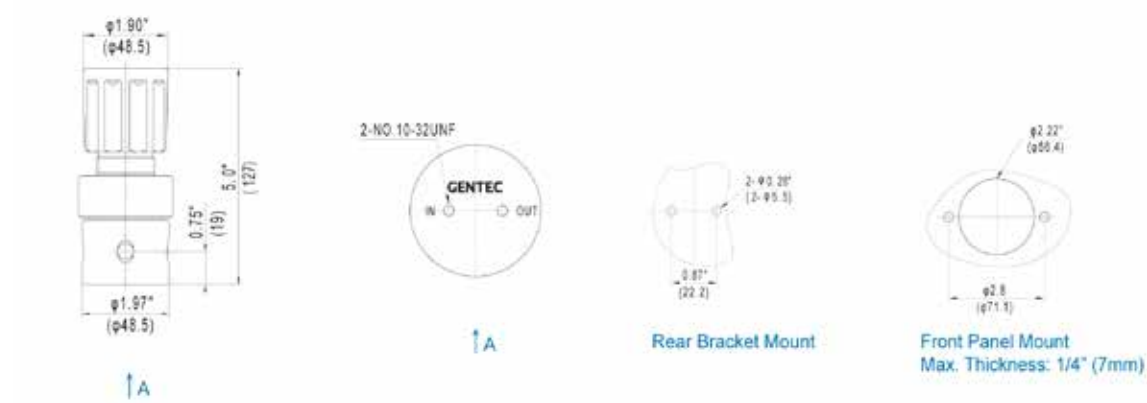
- Research Laboratories
- Gas Chromatography
- Process Analyzers
- Petrochemical Industry

Specifications

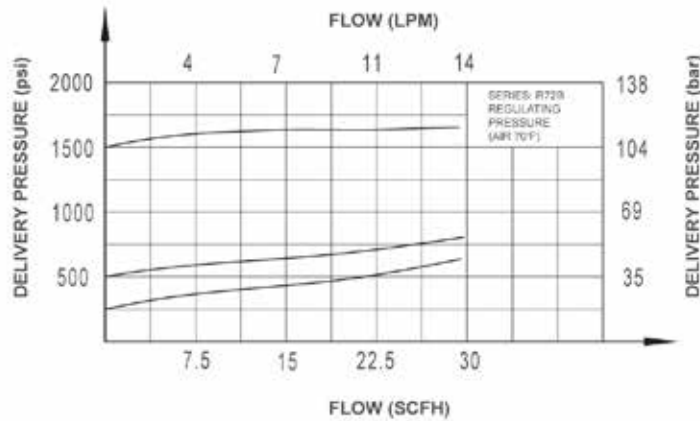
- Maximum inlet pressure: 1500 psig (103 bar)
- Safety test pressure: 1.5 x Maximum pressure
- Temperature range: -40°F~165°F (-40°C~ 74°C)
- Maximum Cv: 0.14
- Weight: 2.65 lb (1.2 kg)



Dimensions



Flow Data



Body Port



Ordering Information

EX: R72B	A	K -	F	W -	00 -	00 -	J
Series	Body Ports	Seat	Inlet Pressure Ranges	Gauge	Inlet Connections	Outlet Connections	Options
• R72B	A	K: PCTFE	E: 0-1500 psig F: 0-500 psig G: 0-250 psig	K: psig/kPa P: psig/bar W: No Gauge	00: 1/4" NPT(F) Other connections available*	00: 1/4" NPT(F) Other connections available*	Blank: None J: Rack Mount

* For more connection options contact GENTEC.

R77B SERIES

Sensitive Back Pressure Regulator

Specialty Gas Equipment



GENTEC® R77B Series Back Pressure Brass Regulator is a Diaphragm High Purity Regulator designed for analytical applications where constant back pressure is desired.

Product Features

- Diaphragm Type Configuration
- Inlet & Outlet Port Size: 1/4" NPT(F)

» R77BAK-KW-00-00

Materials

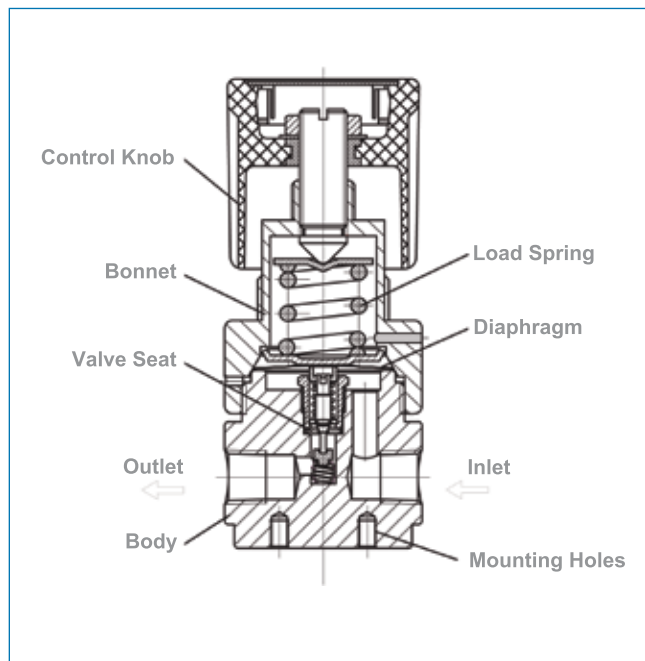
- | | |
|----------|------------------------------|
| • Body | Nickel-Plated Brass Barstock |
| • Seat | PCTFE |
| • Piston | 316L Stainless Steel |
| • Stem | 316L Stainless Steel |
| • Spring | 316L Stainless Steel |

Applications

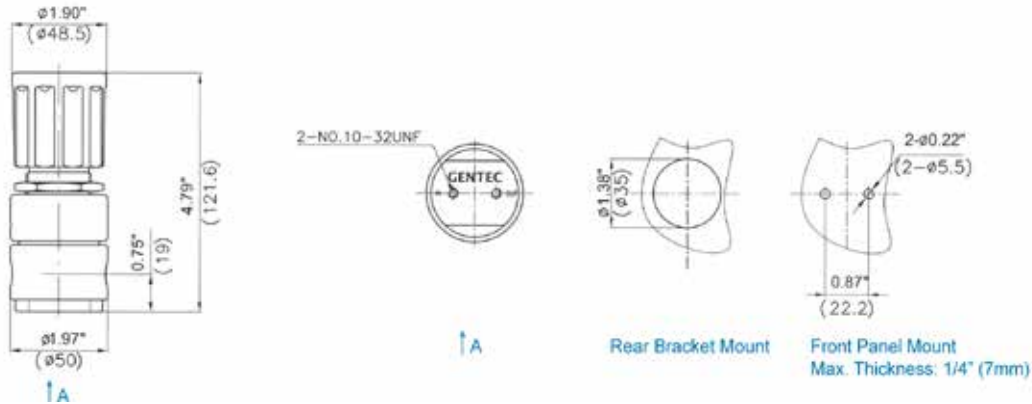
- Research Laboratories
- Gas Chromatography
- Process Analyzers
- Petrochemical Industry

Specifications

- **Maximum back pressure:** 250 psig (17 bar)
- **Safety test pressure:** 1.5 x Maximum pressure
- **Temperature range:** -40°F~165°F (-40°C~ 74°C)
- **Inboard leakage:** 2×10^{-8} atm.cc/sec He
- **Outboard leakage:** 2×10^{-8} atm.cc/sec He
- **Maximum Cv:** 0.08
- **Weight:** 2.0 lb (0.9 kg)

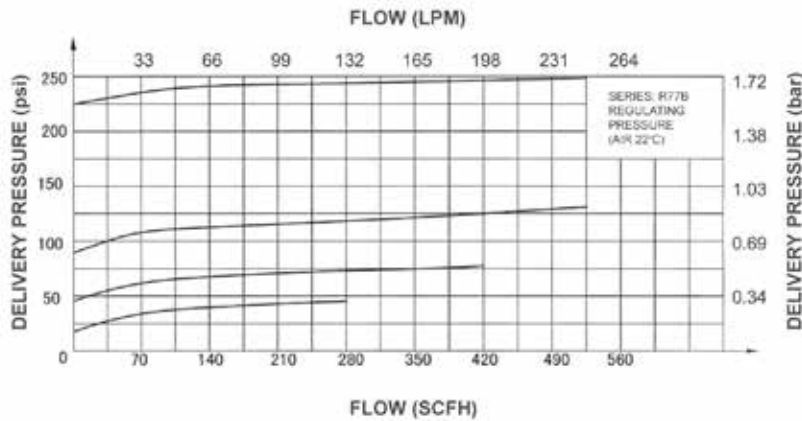


Dimensions



Flow Data

Body Port



Ordering Information

EX:R77B	A	K -	K	W -	00 -	00 -	P
Series	Body Ports	Seat	Inlet Pressure Ranges	Gauge	Inlet Connections	Outlet Connections	Options
• R77B	A	K: PCTFE	G: 0-250 psig I: 0-100 psig K: 0-50 psig L: 0-25 psig	K: psig/kPa P: psig/bar W: No Gauge	00: 1/4" NPT(F) Other connections available*	00: 1/4" NPT(F) Other connections available*	Blank: None P: Rack Mount

* For more connection options contact GENTEC.

R12SL SERIES

High Purity Low Flow Regulator

Specialty Gas Equipment



GENTEC® R12SL Series Stainless Steel Regulator is a Diaphragm-Sensed Single-Stage High Purity Regulator.

» R125LMK-DLK-C330-01

Materials

- | | |
|-------------|----------------------|
| • Body | 316L Stainless Steel |
| • Seat | PCTFE, PTFE |
| • Diaphragm | 316L Stainless Steel |
| • Stem | 316L Stainless Steel |
| • Spring | 316L Stainless Steel |

Product Features

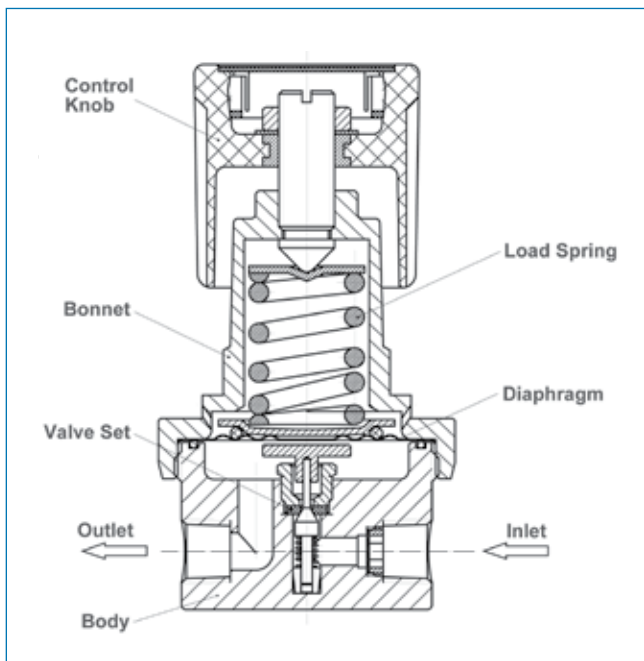
- Single-Stage Configuration
- Metal-to-Metal Seal
- Inlet & Outlet Port Size: 1/4" NPT(F)
- 2" Pressure Gauge

Applications

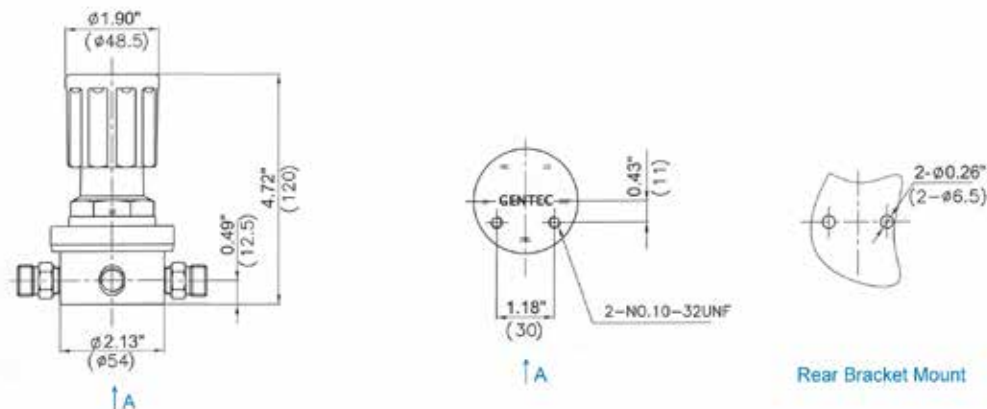
- Gas Chromatography
- Gas Manifold Systems
- Research Laboratories
- Process Analyzer
- Petrochemical Industry
- Semiconductor Industry

Specifications



- Maximum inlet pressure: 3000 psig (206 bar)
- Maximum outlet pressure: 250 psig (17 bar)
- Safety test pressure: 1.5 x Maximum pressure
- Temperature range: -20°F~150°F (-29°C~ 66°C)
- Inboard leakage: 2×10^{-8} atm.cc/sec He
- Outboard leakage: 2×10^{-8} atm.cc/sec He
- Maximum Cv: 0.15
- Weight: 3.3 lb (1.5 kg)



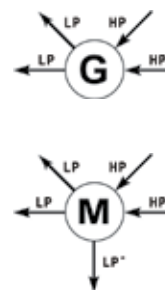
Dimensions



Flow Data



Body Ports



Ordering Information

EX:R12SL	M	K -	D	L	K -	00 -	00 -	R
Series	Body Ports	Seat	Inlet Pressure Range	Outlet Pressure Ranges	Gauge	Inlet Connections	Outlet Connections	Options
• R12SL	G M	K: PCTFE T: PTFE	D: 3000 psig F: 500 psig	G: 0-250 psig I: 0-100 psig K: 0-50 psig L: 0-25 psig M: 0-15 psig	K: psig/kPa P: psig/bar W: No Gauge	00: 1/4" NPT(F) C320: CGA320 C326: CGA326 C330: CGA330 C346: CGA346 C350: CGA350 C510: CGA510 C540: CGA540 C580: CGA580 C590: CGA590 C660: CGA660 Other connections available*	00: 1/4" NPT(F) 01: 1/4" NPT(M) 10: 1/8" GENLOK 11: 1/4" GENLOK 12: 3/8" GENLOK 14B: 1/4" Hose Barb Other connections available*	Blank: None D: Diaphragm Valve N: Needle Valve R: Relief Valve

* For more connection options contact GENTEC.

R13SL SERIES

High Purity Low Flow Regulator

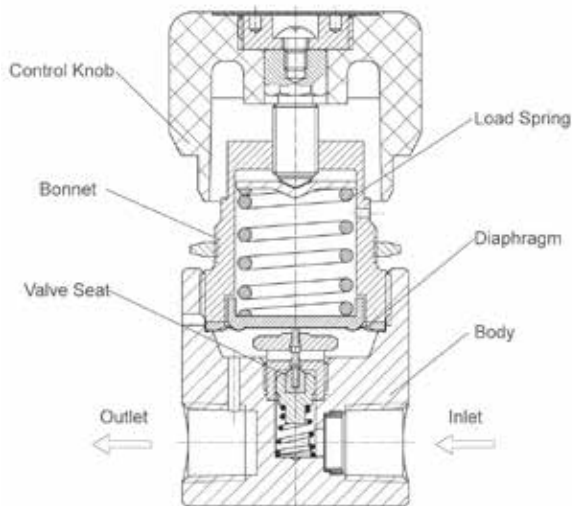
Specialty Gas Equipment



» R13SLGT-DIP-C660-01

Materials

- | | |
|-------------|----------------------|
| • Body | 316L Stainless Steel |
| • Seat | PTFE |
| • Diaphragm | 316L Stainless Steel |
| • Stem | 316L Stainless Steel |
| • Spring | 316L Stainless Steel |



GENTEC® R13SL Series Stainless Steel Regulator is a Diaphragm-Sensed Single-Stage High Purity Regulator.

Product Features

- Single-Stage Configuration
- Metal-to-Metal Seal
- Inlet & Outlet Port Size: 1/4" NPT(F)
- 1.5" Pressure Gauge

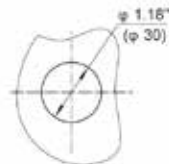
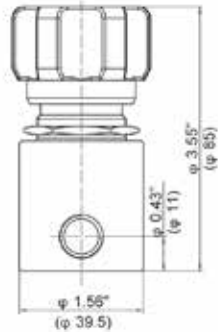
Applications

- Gas Chromatography
- Research Laboratories
- Process Analyzer
- Petrochemical Industry
- Semiconductor Industry
- Power Plant

Specifications


- **Maximum inlet pressure:** 3000 psig (206 bar)
- **Maximum outlet pressure:** 150 psig (10 bar)
- **Safety test pressure:** 1.5 x Maximum pressure
- **Temperature range:** -40°F~165°F (-40°C~ 74°C)
- **Inboard leakage:** 2×10^{-8} atm.cc/sec He
- **Outboard leakage:** 2×10^{-8} atm.cc/sec He
- **Maximum Cv:** 0.06
- **Weight:** 1.3 lb (0.6 kg)

Dimensions



Rear Bracket Mount

Flow Data



Body Port



Ordering Information

EX:R13SL	G	T -	D	I	P -	C330 -	10 -	R
Series	Body Ports	Seat	Inlet Pressure Range	Outlet Pressure Ranges	Gauge	Inlet Connections	Outlet Connections	Options
• R13SL	G	T: PTFE	D: 3000 psig	H: 0-150 psig I: 0-100 psig K: 0-50 psig L: 0-25 psig	P: psig/bar W: No Gauge	00: 1/4" NPT(F) 01: 1/4" NPT(M) C330: CGA330 C350: CGA350 C580: CGA580 C590: CGA590 C660: CGA660 52: G5/8"-RH(F) Other connections available*	00: 1/4" NPT(F) 10: 1/8" GENLOK Other connections available*	R: Relief Valve

* For more connection options contact GENTEC.

R15SL SERIES

High Purity Medium Flow Line Regulator

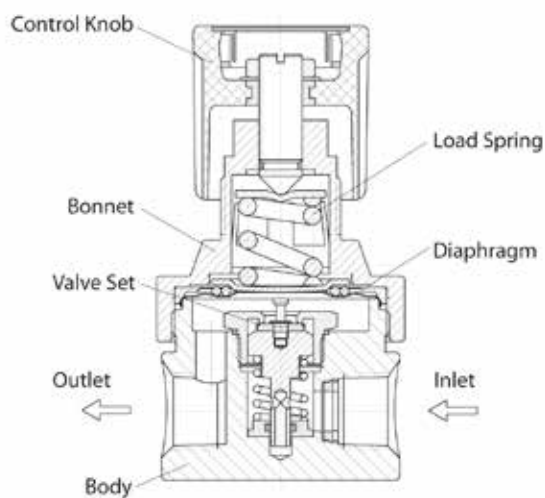
Specialty Gas Equipment



» R15SLBT-FIK-04-04

Materials

- | | |
|-------------|----------------------|
| • Body | 316L Stainless Steel |
| • Seat | PTFE |
| • Diaphragm | 316L Stainless Steel |
| • Stem | 316L Stainless Steel |
| • Spring | 316L Stainless Steel |



GENTEC® R15SL Series Stainless Steel Line Regulator is a Diaphragm-Sensed Single-Stage High Purity Regulator.

Product Features

- Single-Stage Configuration
- Metal-to-Metal Seal
- Inlet & Outlet Port Size: 1/2" NPT(F)
- 2" Pressure Gauge

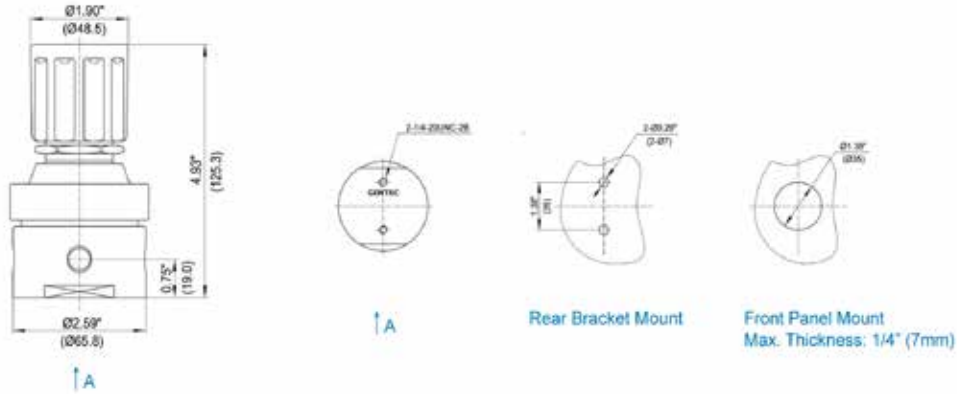
Applications

- Semiconductor Industry
- Research Laboratories
- Process Analyzer
- Gas Chromatography
- Petrochemical Industry
- Purge System

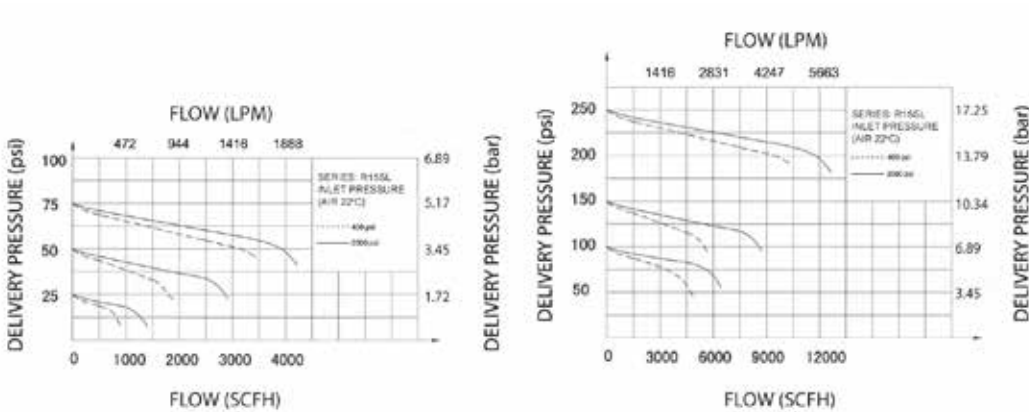
Specifications

- **Maximum inlet pressure:** 3000 psig (310 bar)
- **Maximum outlet pressure:** 250 psig (17 bar)
- **Safety test pressure:** 1.5 x Maximum pressure
- **Temperature range:** -40°F~165°F (-40°C~ 74°C)
- **Inboard leakage:** 2×10^{-8} atm.cc/sec He
- **Outboard leakage:** 2×10^{-8} atm.cc/sec He
- **Maximum Cv:** 1.0
- **Weight:** 2.0 lb (0.9 kg)

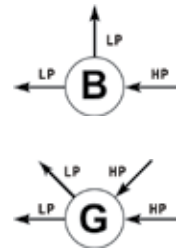
Dimensions



Flow Data



Body Ports



Ordering Information

EX:R15SL	B	T -	F	I	K -	04 -	04 -	P
Series	Body Ports	Seat	Inlet Pressure Ranges	Outlet Pressure Ranges	Gauge	Inlet Connections	Outlet Connections	Options
• R15SL	B G	T: PTFE	D: 3000 psig E: 1500 psig F: 500 psig	G: 0-250 psig H: 0-150 psig I: 0-100 psig K: 0-50 psig L: 0-25 psig	K: psig/kPa P: psig/bar W: No Gauge	04: 1/2" NPT(F) Other connections available*	04: 1/2" NPT(F) Other connections available*	P: Panel Mount R: Relief Valve

* For more connection options contact GENTEC.

R21SL SERIES

High Purity Low Flow Line Regulator

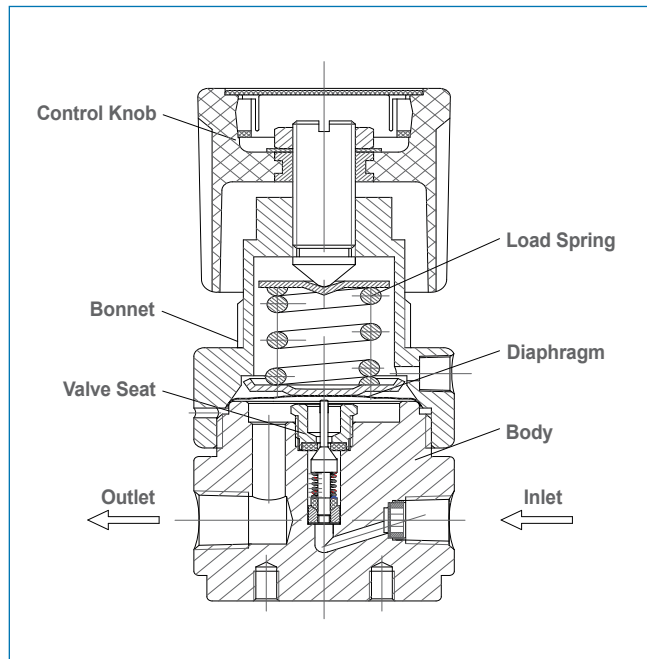
Specialty Gas Equipment



» R21SLJT-DIK-11-11

Materials

- | | |
|------------------|----------------------|
| • Body | 316L Stainless Steel |
| • Bonnet | PTFE |
| • Diaphragm | 316L Stainless Steel |
| • Valve Seat | 316L Stainless Steel |
| • Adjusting Knob | 316 Stainless Steel |



GENTEC® R21SL Series Stainless Steel Line Regulator is a Diaphragm-Sensed Single-Stage High Purity Line Regulator.

Product Features

- Single-Stage Configuration
- Metal-to-Metal Seal
- Body Port Size: 1/4" NPT(F)
- 2" Pressure Gauge

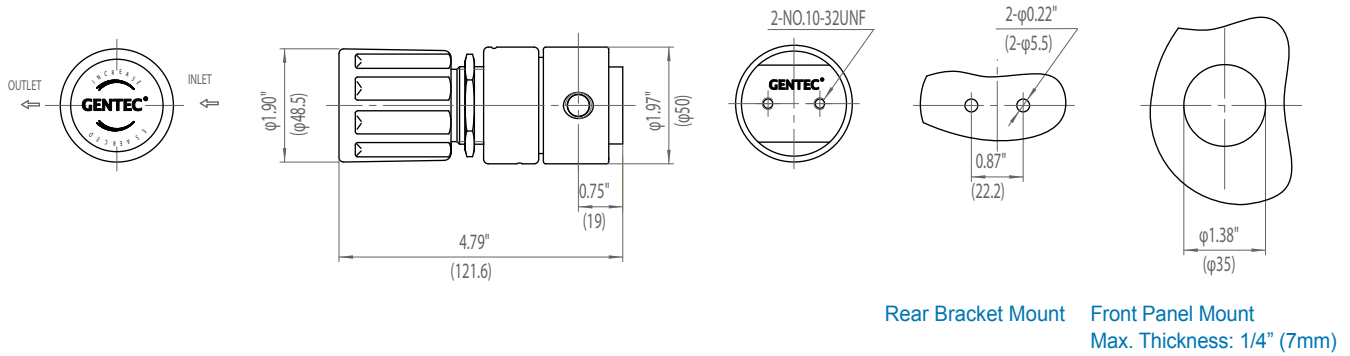
Applications

- Semiconductor Industry
- Research Laboratories
- Process Analyzer
- Gas Chromatography
- Petrochemical Industry
- Power Plants



Specifications

- Maximum inlet pressure: 3000 psig
- Maximum outlet pressure: 250 psig
- Safety test pressure: 1.5 x Maximum inlet pressure
- Temperature range: -40°F~165°F (-40°C~ 74°C)
- Inboard leakage: 2×10^{-9} atm.cc/sec He
- Outboard leakage: 2×10^{-8} atm.cc/sec He inlet pressure: 1500 psig
- Maximum Cv: 0.14
- Weight: 2.2 lb

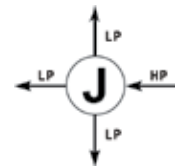
Dimensions



Flow Data



Body Port



Ordering Information

EX:R21SL	J	T -	D	I	K -	11 -	11 -	N
Series	Body Ports	Seat	Inlet Pressure Range	Outlet Pressure Ranges	Gauge	Inlet Connections	Outlet Connections	Options
• R21SL	J	K: PCTFE T: PTFE	D: 3000 psig F: 500 psig	G: 0-250 psig I: 0-100 psig K: 0-50 psig L: 0-25 psig Q: 30" Hg Vac-30 psig S: 30" Hg Vac-100 psig T: 30" Hg Vac-200 psig	K: psig/kPa P: psig/bar W: No Gauge	00: 1/4" NPT(F) 01: 1/4" NPT(M) 10: 1/8" GENLOK 11: 1/4" GENLOK Other connections available	00: 1/4" NPT(F) 01: 1/4" NPT(M) 10: 1/8" GENLOK 11: 1/4" GENLOK Other connections available	Blank: None D: Diaphragm Valve N: Needle Valve P: Panel Mount

R21SL SERIES

High Purity Low Flow Regulator

Specialty Gas Equipment



GENTEC® R21SL Series Stainless Steel Regulator is a Diaphragm-Sensed Single-Stage High Purity Regulator.

Product Features

- Single-Stage Configuration
- Metal-to-Metal Seal
- Body Port Size: 1/4" NPT(F)
- 2" Pressure Gauge

» R21SLMK-DIK-C580-11-D

Materials

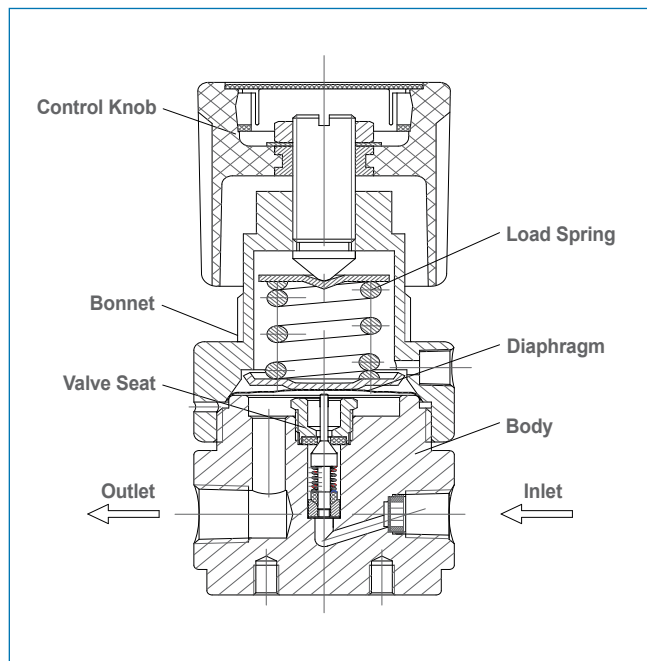
- | | |
|------------------|----------------------|
| • Body | 316L Stainless Steel |
| • Bonnet | 316 Stainless Steel |
| • Seat | PCTFE |
| • Diaphragm | 316L Stainless Steel |
| • Adjusting Knob | ABS Plastic |

Applications

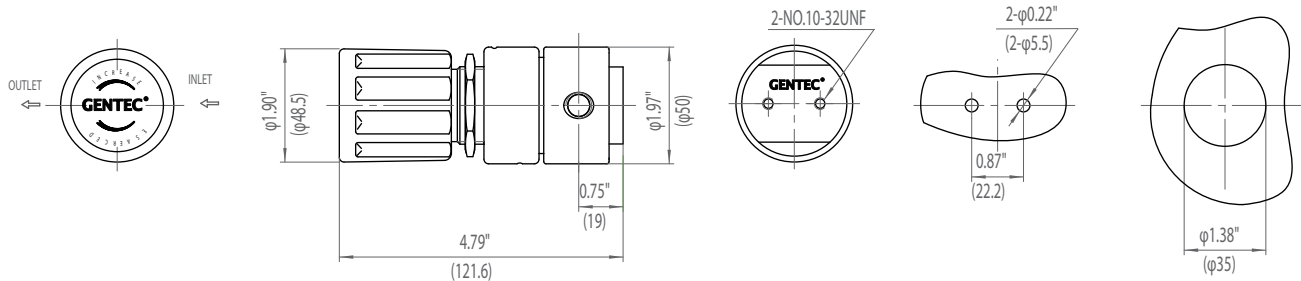
- Semiconductor Industry
- Research Laboratories
- Process Analyzer
- Gas Chromatography
- Petrochemical Industry
- Power Plants

Specifications

- Maximum inlet pressure: 3000 psig
- Maximum outlet pressure: 250 psig
- Safety test pressure: 1.5 x Maximum inlet pressure
- Temperature range: -40°F~165°F (-40°C~ 74°C)
- Inboard leakage: 2×10^{-8} atm.cc/sec He
- Outboard leakage: 2×10^{-8} atm.cc/sec He inlet pressure: 1500 psig
- Maximum Cv: 0.14
- Weight: 2.2 lb





Dimensions

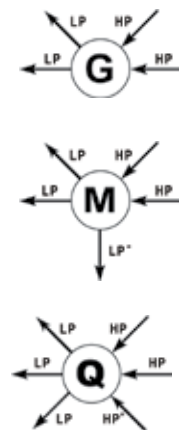


Rear Bracket Mount Front Panel Mount
Max. Thickness: 1/4" (7mm)

Flow Data



Body Ports



Ordering Information

EX:R21SL	M	K -	D	I	K -	C580 -	11 -	D
Series	Body Ports	Seat	Inlet Pressure Range	Outlet Pressure Ranges	Gauge	Inlet Connections	Outlet Connections	Options
• R21SL	G M Q	K: PCTFE	D: 3000 psig	F: 0-500 psig G: 0-250 psig I: 0-100 psig K: 0-50 psig L: 0-25 psig Q: 30" Hg Vac-30 psig S: 30" Hg Vac-100 psig T: 30" Hg Vac-200 psig	K: psig/kPa P: psig/bar W: No Gauge	00: 1/4" NPT(F) C346: CGA346 C320: CGA320 C350: CGA350 C510: CGA510 C540: CGA540 C580: CGA580 C590: CGA590 C326: CGA326 Other connections available	00: 1/4" NPT(F) 01: 1/4" NPT(M) 10: 1/8" GENLOK 11: 1/4" GENLOK Other connections available	D: Diaphragm Valve N: Needle Valve P: Panel Mount R: Relief Valve

R22SL SERIES

High Purity Medium Flow Regulator

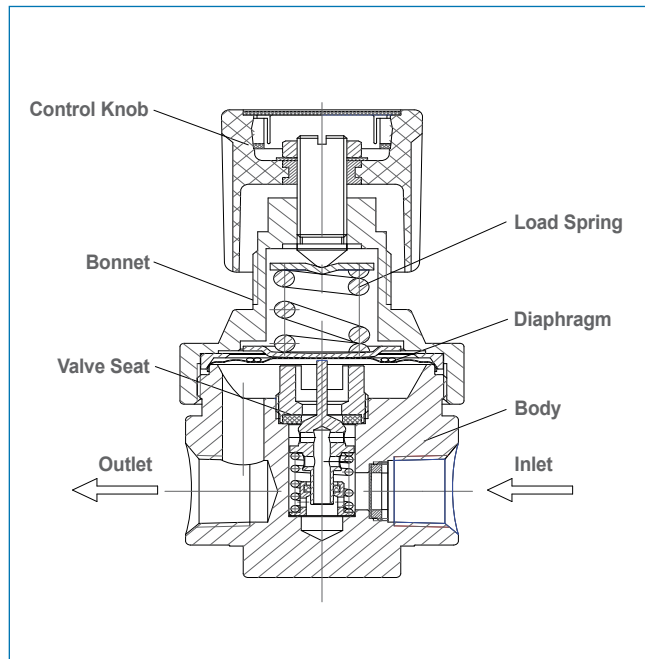
Specialty Gas Equipment



» R22SLJK-FIK-13-13

Materials

- **Body** 316 Stainless Steel
- **Bonnet** 316 Stainless Steel
- **Seat** PCTFE
- **Diaphragm** 316L Stainless Steel
- **Adjusting Knob** ABS Plastic



GENTEC® R22SL Series Stainless Steel High Pressure Regulator is a Diaphragm-Sensed Single-Stage High Purity Regulator designed for applications where medium flow is desired.

Product Features

- Single-Stage Configuration
- Metal-to-Metal Seal
- Body Port Size: 1/2" NPT(F)
- 2" Pressure Gauge

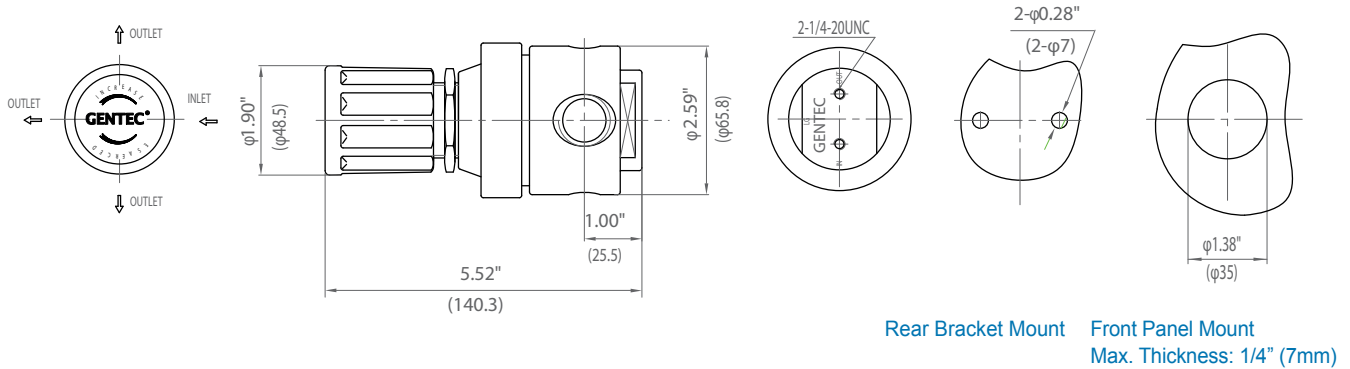
Applications

- Semiconductor Industry
- Gas Manifold Systems
- Research Laboratories
- Petrochemical Industry
- Power Plants



Specifications

- **Maximum inlet pressure:** 3000 psig
- **Maximum outlet pressure:** 250 psig
- **Safety test pressure:** 1.5 x Maximum inlet pressure
- **Temperature range:** -40°F~165°F (-40°C~ 74°C)
- **Inboard leakage:** 2×10^{-8} atm.cc/sec He
- **Outboard leakage:** 2×10^{-8} atm.cc/sec He inlet pressure: 1500 psig
- **Maximum Cv:** 1.0
- **Weight:** 3.74 lb

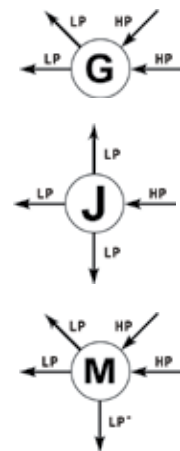
Dimensions



Flow Data



Body Ports



Ordering Information

EX:R22SL	J	K -	F	I	K -	13 -	13 -	D
Series	Body Ports	Seat	Inlet Pressure Ranges	Outlet Pressure Ranges	Gauge	Inlet Connections	Outlet Connections	Options
• R22SL	G J M	K: PCTFE	D: 3000 psig F: 500 psig	G: 0-250 psig I: 0-100 psig K: 0-50 psig L: 0-25 psig Q: 30" Hg Vac-30 psig S: 30" Hg Vac-100 psig T: 30" Hg Vac-200 psig	K: psig/kPa P: psig/bar W: No Gauge	04: 1/2" NPT(F) 05: 1/2" NPT(M) 13: 1/2" GENLOK CGA connections available	04: 1/2" NPT(F) 05: 1/2" NPT(M) 13: 1/2" GENLOK CGA connections available	Blank: None D: Diaphragm Valve N: Needle Valve P: Panel Mount

R23SL SERIES

High Purity High Flow Line Regulator

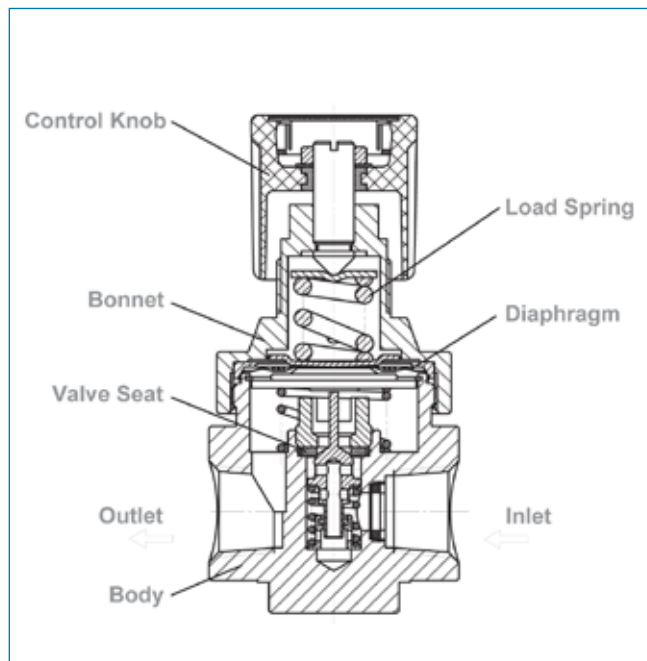
Specialty Gas Equipment



» R23SLMK-DHW-06-06-D

Materials

• Body	Nickel-Plated Brass Barstock
• Seat	PCTFE
• Diaphragm	316L Stainless Steel
• Stem	316L Stainless Steel
• Spring	316L Stainless Steel



GENTEC® R23 Series Regulator is a Stainless Steel Diaphragm-Sensed Single-Stage “High Purity Style” Regulator, designed for applications where high flow is desired. Available in stainless steel.

Product Features

- Single-Stage Configuration
- Metal-to-Metal Seal
- Inlet & Outlet Port Size: 3/4” NPT(F)
- 2” Pressure Gauge

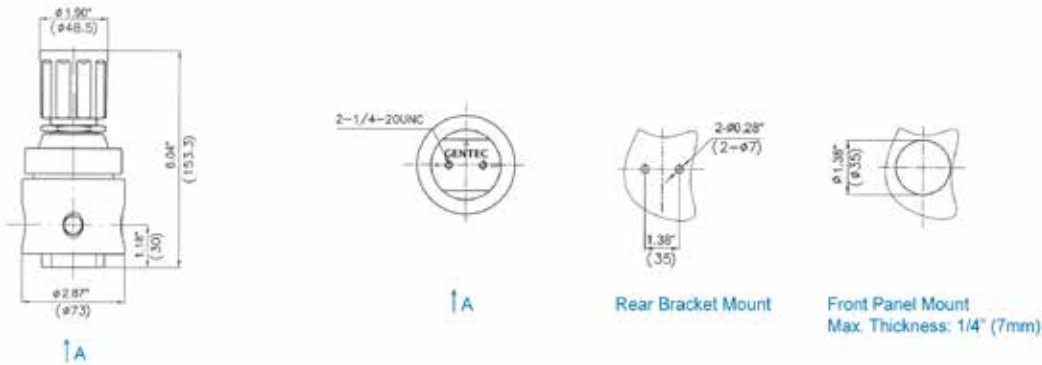
Applications

- Purging Systems
- Specialty Gas
- Pressure Control Facilities
- Gas Control Box

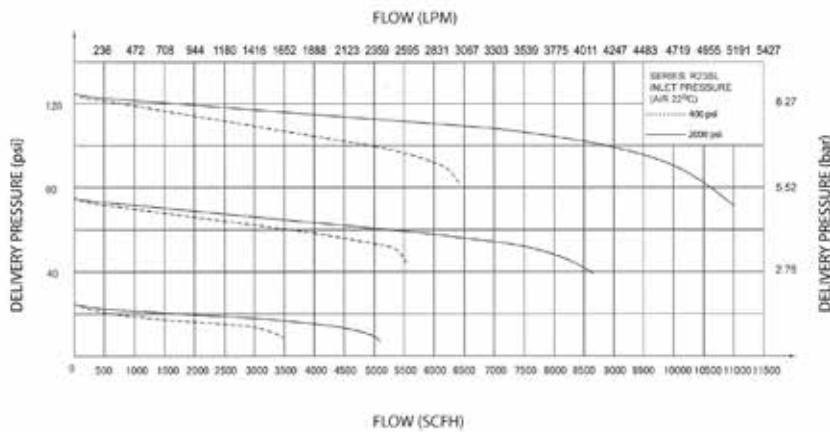
Specifications

- Maximum inlet pressure: 3000 psig (206 bar)
- Maximum outlet pressure: 150 psig (10 bar)
- Safety test pressure: 1.5 x Maximum inlet pressure
- Temperature range: -40°F~165°F (-40°C~ 74°C)
- Inboard leakage: 2×10^{-9} atm.cc/sec He
- Outboard leakage: 2×10^{-9} atm.cc/sec He
- Maximum Cv: 1.8
- Weight: 6.0 lb (2.7 kg)

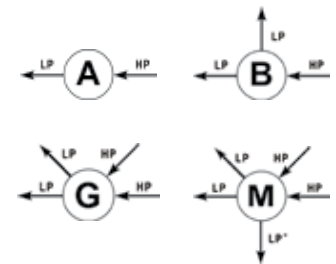
Dimensions



Flow Data



Body Ports



Ordering Information

EX: R23SL	M	K -	D	H	W -	06 -	06 -	H
Series	Body Ports	Seat	Inlet Pressure Ranges	Outlet Pressure Ranges	Gauge	Inlet Connections	Outlet Connections	Options
• R23SL	A B G M	K: PCTFE	D: 3000 psig F: 500 psig	H: 0-150 psig L: 0-25 psig M: 0-15 psig	K: psig/kPa P: psig/bar W: No Gauge	06: 3/4" NPT(F) Other connections available*	06: 3/4" NPT(F) Other connections available*	P: Panel Mount H: Hastelloy® Diaphragm

* For more connection options contact GENTEC.

R30SL SERIES

High Purity Low Flow Regulator

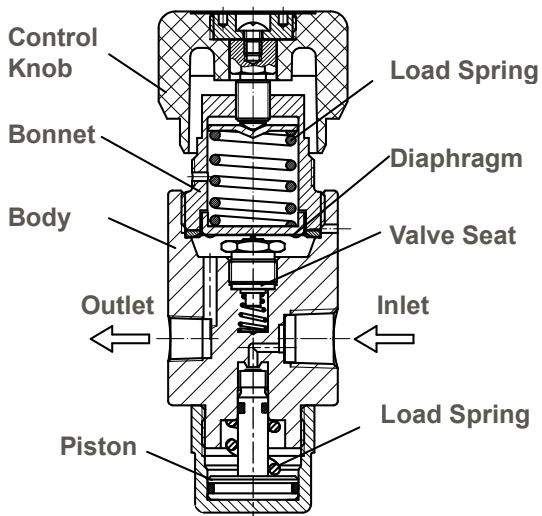
Specialty Gas Equipment



» R30SLQT-DIP-C540-10-R

Materials

- | | |
|------------------|----------------------|
| • Body | 316L Stainless Steel |
| • Bonnet | Stainless Steel |
| • Seat | PTFE |
| • Diaphragm | 316L Stainless Steel |
| • Adjusting Knob | ABS Plastic |



GENTEC® R30SL Series Dual Stage High Purity Diaphragm Regulator designed for applications where a consistent outlet pressure and flow are desired. The R30 series is designed for applications where size is a concern. The small footprint is ideal for gas chromatography, gas detection equipment, and emission monitoring systems.

Product Features

- Dual-Stage Configuration
- Metal-to-Metal Seal
- Inlet Port Size: 1/4" NPT(F)
- Outlet Port Size: 1/8" NPT(F)
- 1.5" Pressure Gauge

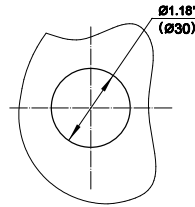
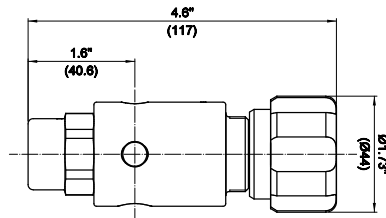
Applications

- Gas Chromatography
- Research Laboratories
- Process Analyzer
- Petrochemical Industry
- Pharmaceutical & Biotechnology
- Gas Detection Equipment
- Emission Monitoring Systems

Specifications

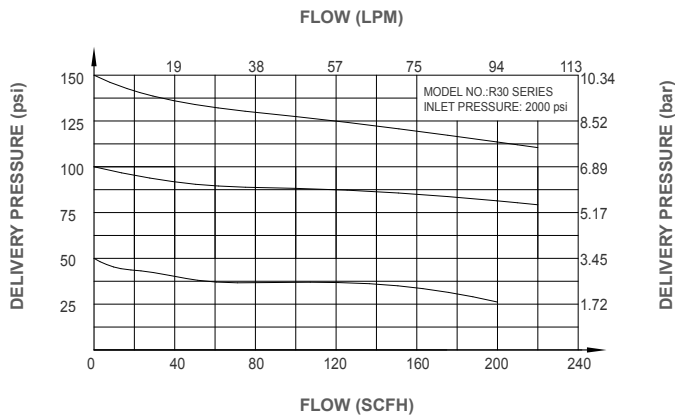
- Maximum inlet pressure: 3000 psig
- Maximum outlet pressure: 150 psig
- Safety test pressure: 1.5 x Maximum inlet pressure
- Temperature range: -40°F~165°F (-40°C~ 74°C)
- Inboard leakage: 2×10^{-9} atm.cc/sec He
- Outboard leakage: 2×10^{-8} atm.cc/sec He inlet pressure: 1500 psig
- Maximum Cv: 0.05
- Weight: 1.68 lb

Dimensions

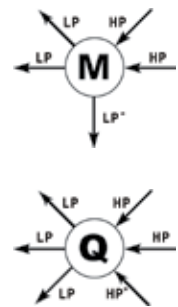


Front Panel Mount

Flow Data



Body Ports



*: The "Aux." port is plugged, it can be used for testing only.

Ordering Information

EX: R30SL	Q	T -	D	I	K -	00 -	20 -	R
Series	Body Ports	Seat	Inlet Pressure Ranges	Outlet Pressure Ranges	Gauge	Inlet Connections	Outlet Connections	Options
• R30SL	M Q	T: PTFE	D: 3000 psig	H: 0-150 psig I: 0-100 psig K: 0-50 psig L: 0-25 psig	K: psig/kPa P: psig/bar W: No Gauge	00: 1/4" NPT(F) C180: CGA180 C170: CGA170 C165: CGA165 C330: CGA330 52: G5/8"-RH (F) 63: W21.8-14RH (F) 64: W21.8-14LH (F) Other connections available	20: 1/8" NPT(F) 10: 1/8" GENLOK 11: 1/4" GENLOK 15: 6 mm GENLOK 16: 8 mm GENLOK 74: 1M8 x 1RH(M) Other connections available	P: Panel Mount R: Relief Valve (For "Q" body configuration only)

R31SL SERIES

High Purity Low Flow Regulator

Specialty Gas Equipment



GENTEC® R31SL Series Stainless Steel Regulator is a Diaphragm-Sensed Dual-Stage High Purity Regulator designed for applications where a consistent outlet pressure and flow are desired.

Product Features

- Dual-Stage Configuration
- Metal-to-Metal Seal
- Body Port Size: 1/4" NPT(F)
- 2" Pressure Gauge

» R31SLMK-DIK-C350-11-D

Materials

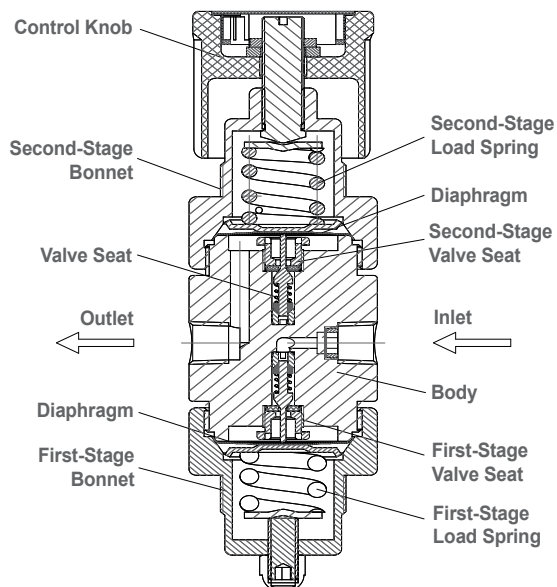
- | | |
|------------------|----------------------|
| • Body | 316 Stainless Steel |
| • Bonnet | 316L Stainless Steel |
| • Seat | PCTFE |
| • Diaphragm | 316L Stainless Steel |
| • Adjusting Knob | ABS Plastic |

Applications

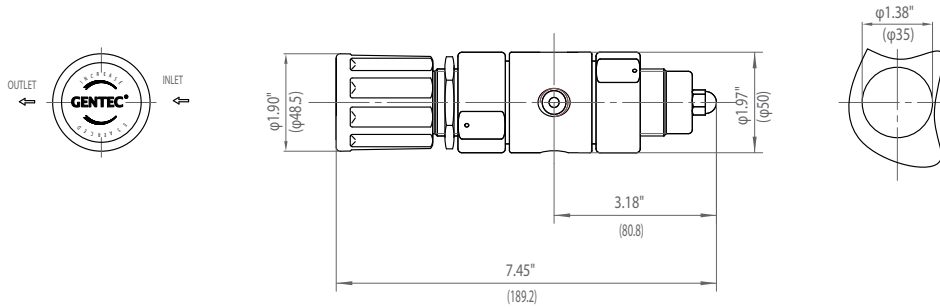
- Research Laboratories
- Gas Chromatography
- Process Analyzers
- Petrochemical Industry
- Power Plants

Specifications

- Maximum inlet pressure: 3000 psig
- Maximum outlet pressure: 250 psig
- Safety test pressure: 1.5 x Maximum inlet pressure
- Temperature range: -40°F~165°F (-40°C~ 74°C)
- Inboard leakage: 2×10^{-8} atm.cc/sec He
- Outboard leakage: 2×10^{-8} atm.cc/sec He inlet pressure: 1500 psig
- Maximum Cv: 0.08
- Weight: 4.03 lb

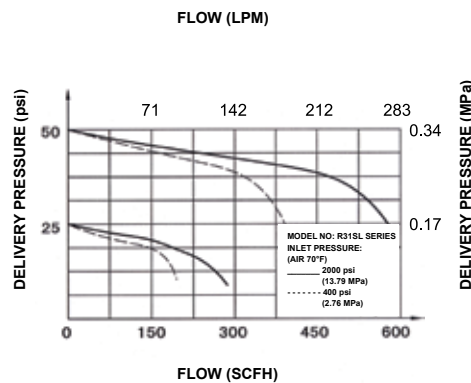
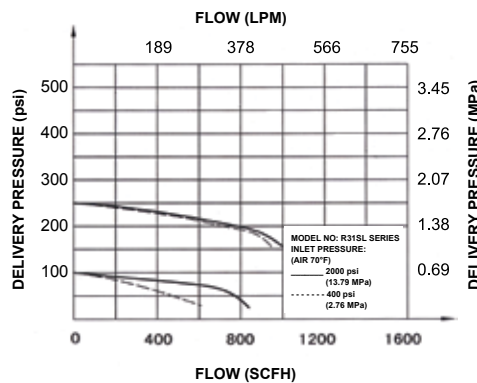


Dimensions

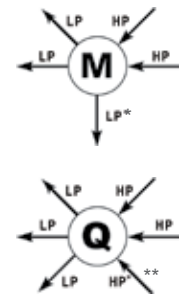


Front Panel Mount
Max. Thickness: 1/4" (7mm)

Flow Data



Body Ports



** For R31 Series, this high pressure "Q" port configuration is plugged. This port can be used for purging purpose only.

* For the "M" port configuration of R31 Series, this port is plugged and cannot be used for relief valve installation.

Ordering Information

EX:R31SL	M	K -	D	I	K -	C350 -	11 -	D
Series	Body Ports	Seat	Inlet Pressure Range	Outlet Pressure Ranges	Gauge	Inlet Connections	Outlet Connections	Options
• R31SL	M Q	K: PCTFE	D: 3000 psig	G: 0-250 psig I: 0-100 psig K: 0-50 psig L: 0-25 psig Q: 30" Hg Vac-30 psig S: 30" Hg Vac-100 psig T: 30" Hg Vac-200 psig	K: psig/kPa P: psig/bar W: No Gauge	00: 1/4" NPT(F) C330: CGA330 C350: CGA350 C580: CGA580 C660: CGA660 C590: CGA590 Other connections available	00: 1/4" NPT(F) 01: 1/4" NPT(M) 10: 1/8" GENLOK 11: 1/4" GENLOK 14B: 1/4" Hose Barb Other connections available	Blank: None D: Diaphragm Valve N: Needle Valve P: Panel Mount R: Relief Valve

R34SL SERIES

High Purity Medium Flow Regulator

Specialty Gas Equipment



» R34SLQK-DHW-04-04

GENTEC® R34SL Series Stainless Steel Regulator is a diaphragm-sensed dual-stage high purity regulator designed for applications where a consistent outlet pressure and flow are desired.

Product Features

- Dual-Stage Configuration
- Metal-to-Metal Seal
- Inlet & Outlet Port Size: 1/2" NPT(F)

Materials

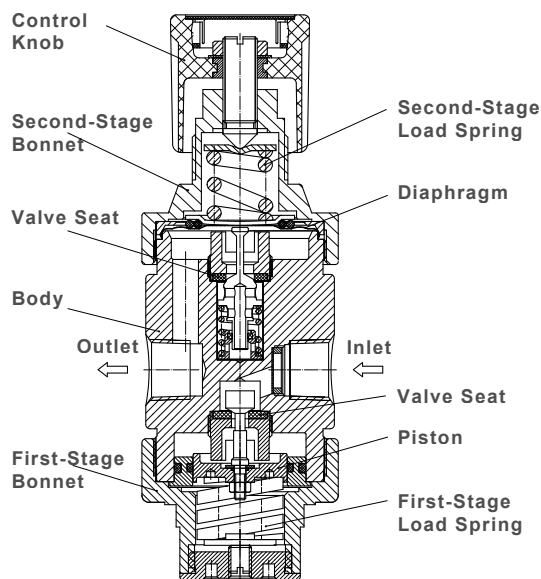
- | | |
|------------------|----------------------------------|
| • Body | 316 Stainless Steel |
| • Bonnet | 316L Stainless Steel |
| • Seat | PCTFE, Vespel® |
| • Diaphragm | 316L Stainless Steel, Hastelloy® |
| • Adjusting Knob | ABS Plastic |

Applications

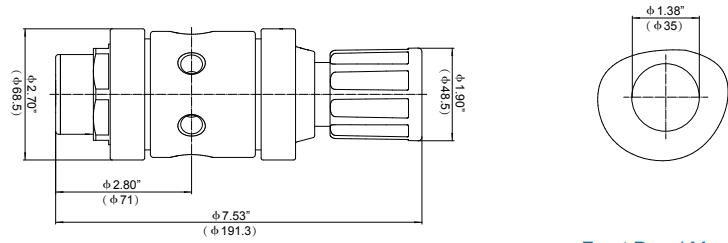
- Cylinder gas
- Laboratory
- Gas phase analysis
- Test instrument
- Petrochemical industry
- Power plant equipment

Specifications

- Maximum inlet pressure: 3000 psig
- Maximum outlet pressure: 250 psig
- Safety test pressure: 1.5 x Maximum inlet pressure
- Temperature range: -40°F~165°F (-40°C~ 74°C)
- Inboard leakage: 2×10^{-8} atm.cc/sec He
- Outboard leakage: 2×10^{-8} atm.cc/sec He inlet pressure: 1500 psig
- Maximum Cv: 1.0
- Weight: 5.98 lb

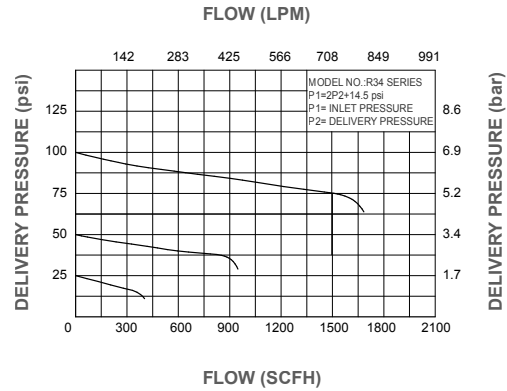
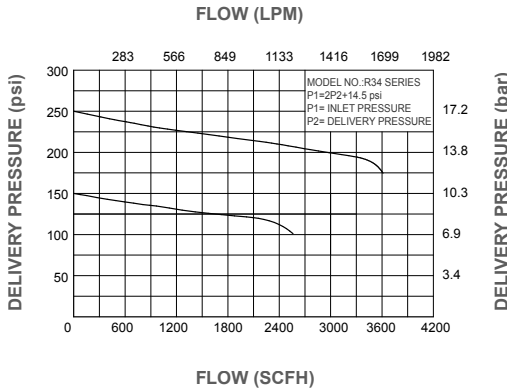


Dimensions

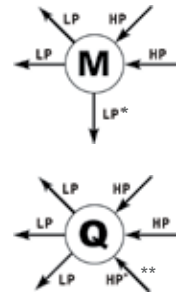


Front Panel Mount

Flow Data



Body Ports



Ordering Information

EX:R34SL	M	K -	D	G	W -	04 -	04 -	R
Series	Body Ports	Seat	Inlet Pressure Range	Outlet Pressure Ranges	Gauge	Inlet Connections	Outlet Connections	Options
• R34SL	M Q	K: PCTFE V: VespeI®	D: 3000 psig F: 500 psig	G: 0-250 psig H: 0-150 psig I: 0-100 psig J: 0-75 psig K: 0-50 psig L: 0-25 psig	K: psig/kPa P: psig/bar W: No Gauge	04: 1/2" NPT(F) Other connections available	04: 1/2" NPT(F) Other connections available	P: Panel Mount R: Relief Valve H: Hastelloy® Diaphragm

R42SL SERIES

High Purity / High Pressure High Flow Regulator

Specialty Gas Equipment



GENTEC® R42SL Series High Pressure Stainless Steel Regulator is a Piston-Sensed Single-Stage High Purity Regulator designed for applications where high pressure and high flow control are desired.

Product Features

- Piston-Sensed Configuration
- Inlet & Outlet Port Size: 1/2" NPT(F)
- 2" Pressure Gauge

» R42SLBK-BDK-04-04-V

Materials

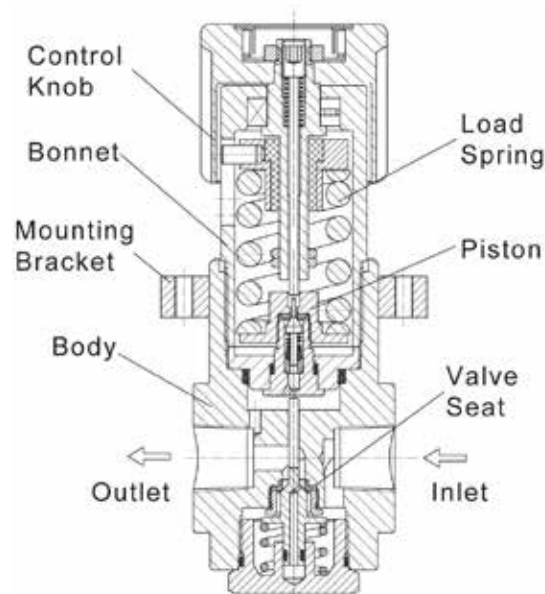
- | | |
|------------------|----------------------|
| • Body | 316 Stainless Steel |
| • Bonnet | 316L Stainless Steel |
| • Seat | PCTFE |
| • Piston | 316L Stainless Steel |
| • Adjusting Knob | Aluminium Alloy |

Applications

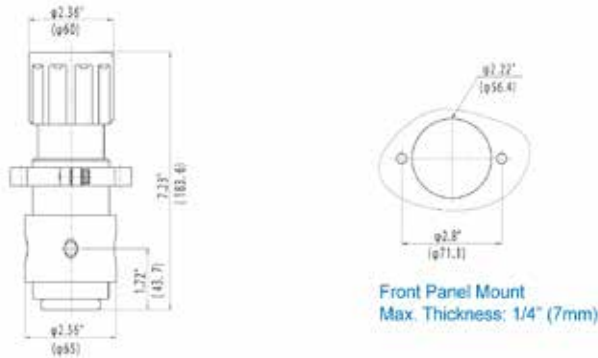
- Gas Chromatography
- Research Laboratories
- Petrochemical Industry
- Power Plants

Specifications

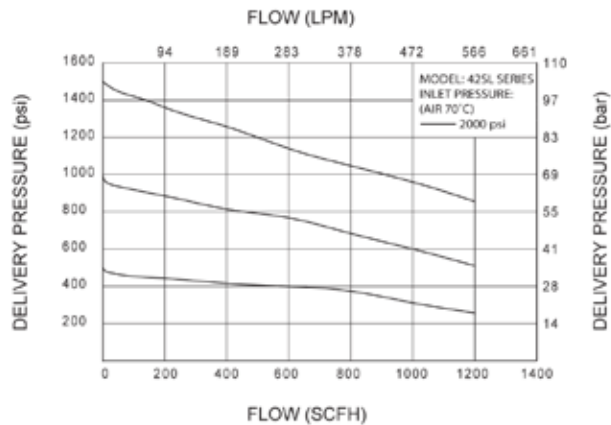
- Maximum inlet pressure: 6000 psig (412 bar)
- Maximum outlet pressure: 4500 psig (309 bar)
- Safety test pressure: 1.5 x Maximum inlet pressure
- Temperature range: -40°F~165°F (-40°C~ 74°C)
- Inboard leakage: 2×10^{-8} atm.cc/sec He
- Outboard leakage: 2×10^{-8} atm.cc/sec He
- Maximum Cv: 1.2
- Weight: 5.5 lb (2.5 kg)



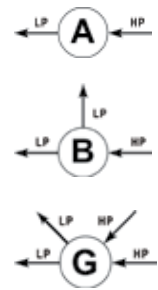
Dimensions



Flow Data



Body Ports



Ordering Information

EX:R42SL	B	K -	B	D	K -	04 -	04 -	V
Series	Body Ports	Seat	Inlet Pressure Range	Outlet Pressure Ranges	Gauge	Inlet Connections	Outlet Connections	Options
• R42SL	A B G	K: PCTFE	B: 6000 psig	D: 0-3000 psig F: 0-500 psig	K: psig/kPa P: psig/bar W: No Gauge	04: 1/2" NPT(F) Other connections available*	04: 1/2" NPT(F) Other connections available*	Blank: None V: Self relieving (Venting)

* For more connection options contact GENTEC.

R43SL SERIES

High Purity / High Pressure High Flow Regulator

Specialty Gas Equipment



GENTEC® R43SL Series High Pressure Stainless Steel Regulator is a Piston-Sensed Single-Stage High Purity Regulator designed for applications where high pressure and high flow control are desired.

Product Features

- Piston-Sensed Configuration
- Inlet & Outlet Port Size: 3/4" NPT(F)
- 2" Pressure Gauge

» R43SLBK-BDK-06-06-V

Materials

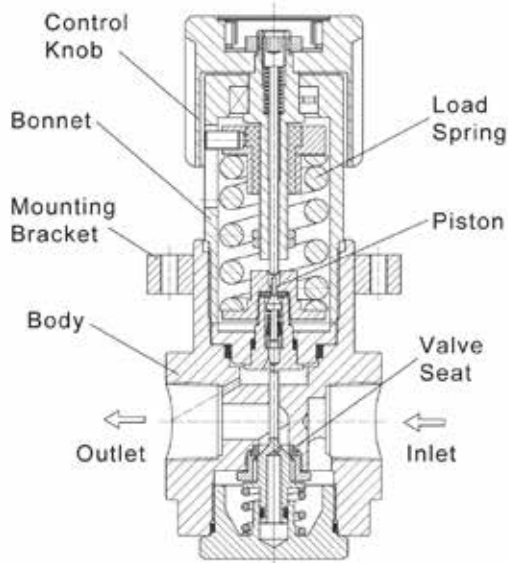
- | | |
|------------------|----------------------|
| • Body | 316 Stainless Steel |
| • Bonnet | 316L Stainless Steel |
| • Seat | PCTFE |
| • Piston | 316L Stainless Steel |
| • Adjusting Knob | Aluminium Alloy |

Applications

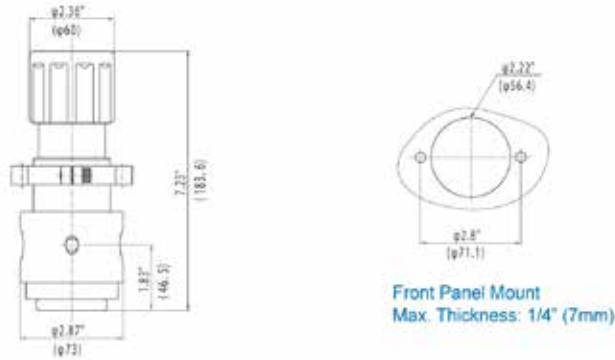
- Gas Chromatography
- Research Laboratories
- Petrochemical Industry
- Power Plants

Specifications

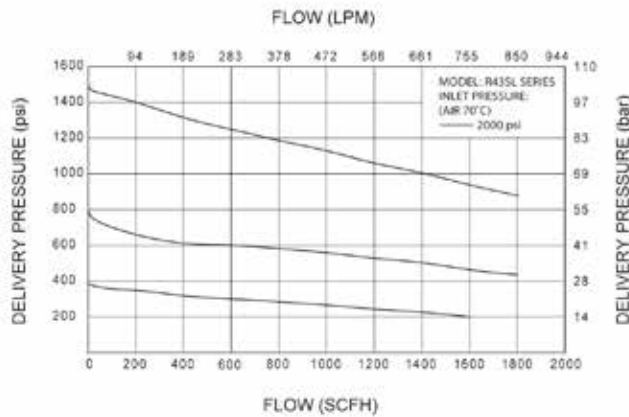
- Maximum inlet pressure: 6000 psig (412 bar)
- Maximum outlet pressure: 3000 psig (206 bar)
- Safety test pressure: 1.5 x Maximum inlet pressure
- Temperature range: -40°F~165°F (-40°C~ 74°C)
- Inboard leakage: 2×10^{-8} atm.cc/sec He
- Outboard leakage: 2×10^{-8} atm.cc/sec He
- Maximum Cv: 2.0
- Weight: 6.7 lb (3 kg)



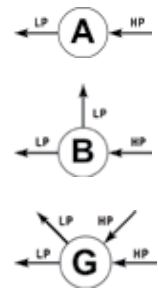
Dimensions



Flow Data



Body Ports



Ordering Information

EX:R43SL	B	K -	B	D	K -	06 -	06 -	V
Series	Body Ports	Seat	Inlet Pressure Range	Outlet Pressure Ranges	Gauge	Inlet Connections	Outlet Connections	Options
• R43SL	A B G	K: PCTFE	B: 6000 psig	D: 0-3000 psig F: 0-500 psig	K: psig/kPa P: psig/bar W: No Gauge	06: 3/4" NPT(F) Other connections available*	06: 3/4" NPT(F) Other connections available*	Blank: None V: Self relieving (Venting)

* For more connection options contact GENTEC.

R44SL SERIES

High Purity / High Pressure Low Flow Regulator

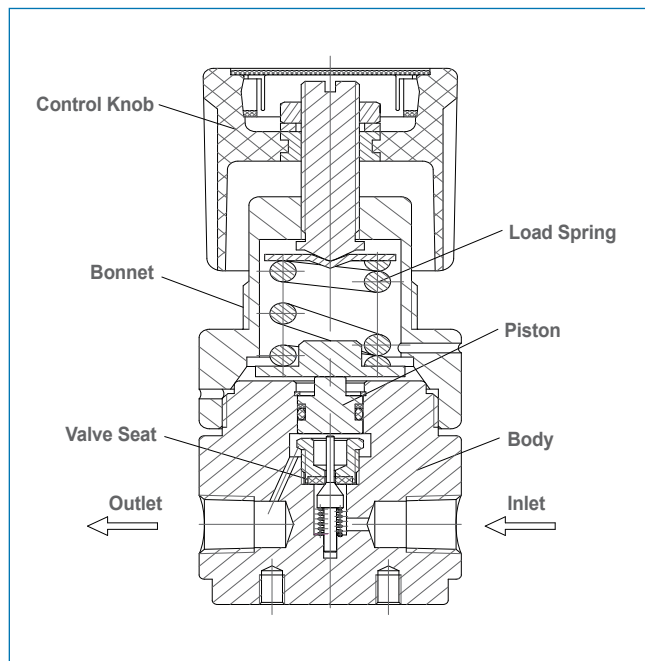
Specialty Gas Equipment



» R44SLMK-BDK-C590-11-D

Materials

- **Body** 316L Stainless Steel
- **Bonnet** 316L Stainless Steel
- **Seat** PCTFE
- **Piston** 316L Stainless Steel
- **Adjusting Knob** ABS Plastic



GENTEC® R44SL Series High Pressure Stainless Steel Regulator is a Piston-Sensed Single-Stage High Purity Regulator designed for applications where high pressure and low flow control are desired.

Product Features

- Piston-Sensed Configuration
- Metal-to-Metal Seal
- Body Port Size: 1/4" NPT(F)
- 2" Pressure Gauge

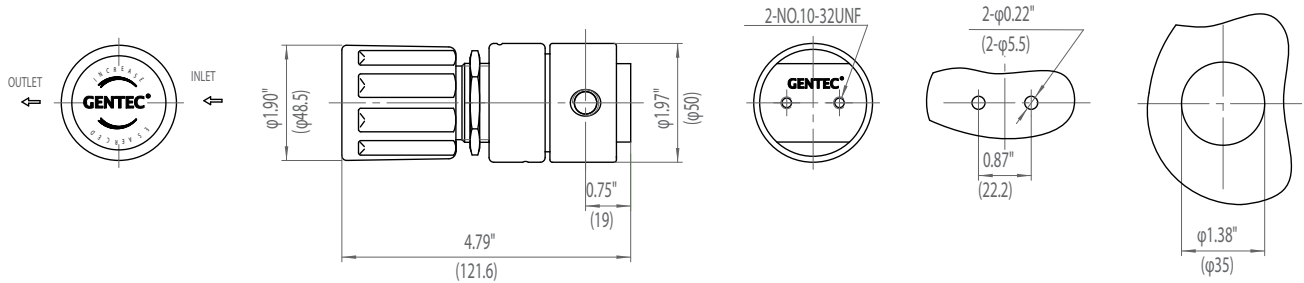
Applications

- Gas Chromatography
- Research Laboratories
- Petrochemical Industry
- Power Plants


Specifications

- **Maximum inlet pressure:** 6000 psig
- **Maximum outlet pressure:** 3000 psig
- **Safety test pressure:** 1.5 x Maximum inlet pressure
- **Temperature range:** -40°F~165°F (-40°C~ 74°C)
- **Inboard leakage:** 2×10^{-8} atm.cc/sec He
- **Outboard leakage:** 2×10^{-8} atm.cc/sec He inlet pressure: 1500 psig
- **Maximum Cv:** 0.06
- **Weight:** 2.2 lb

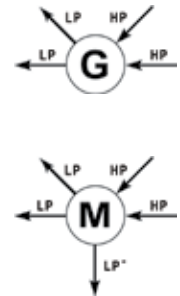
Dimensions



Flow Data



Body Ports



Ordering Information

EX:R44SL Series	M Body Ports	K - Seat	B Inlet Pressure Ranges	D Outlet Pressure Ranges	K - Gauge	C590 - Inlet Connections	11 - Outlet Connections	D Options
• R44SL	G M	K: PCTFE	B: 6000 psig D: 3000 psig	D: 0-3000 psig E: 0-1500 psig F: 0-500 psig G: 0-250 psig	K: psig/kPa P: psig/bar W: No Gauge	00: 1/4" NPT(F) C350: CGA350 C540: CGA540 C580: CGA580 C590: CGA590 C677: CGA677 C680: CGA680 C695: CGA695 Other connections available	00: 1/4" NPT(F) 01: 1/4" NPT(M) 10: 1/8" GENLOK 11: 1/4" GENLOK 14B: 1/4" Hose Barb Other connections available	Blank: None D: Diaphragm Valve N: Needle Valve P: Panel Mount Some valves not available depending on delivery pressures

R45SL SERIES

Ultra High Pressure Low Flow Regulator

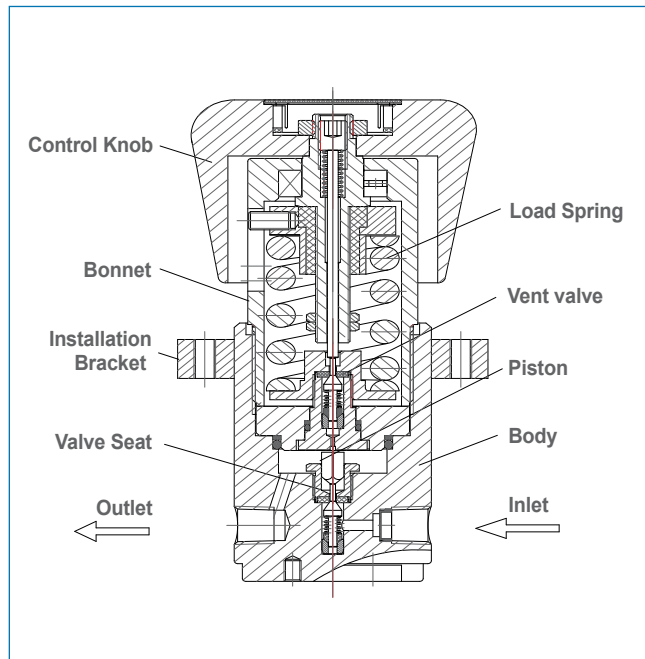
Specialty Gas Equipment



» R45SLGV-BEK-00-00

Materials

- Body 316L Stainless Steel
- Seat VESPEL®
- Piston 316L Stainless Steel
- Adjusting Knob ABS Plastic
- O-ring Viton



GENTEC® R45SL Series Ultra High Pressure Single-Stage Regulator is a Piston-Sensed Regulator applicable for ultra high pressure applications.

Product Features

- Single-Stage Configuration
- Metal-to-Metal Seal
- Body Port Size: 1/4" NPT(F)
- 2" Pressure Gauge

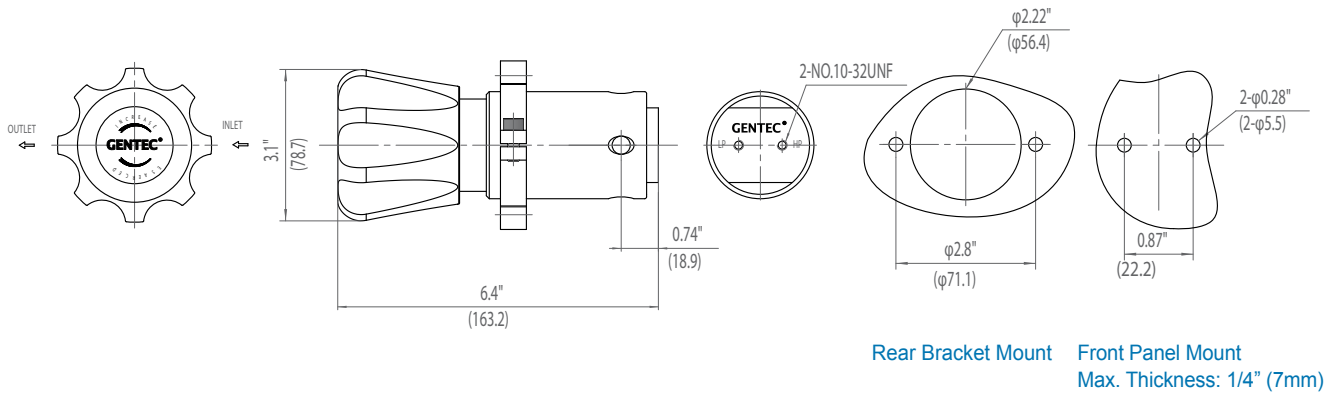
Applications

- Semiconductor Industry
- Research Laboratories
- Process Analyzer
- Gas Chromatography
- Petrochemical Industry
- Power Plants


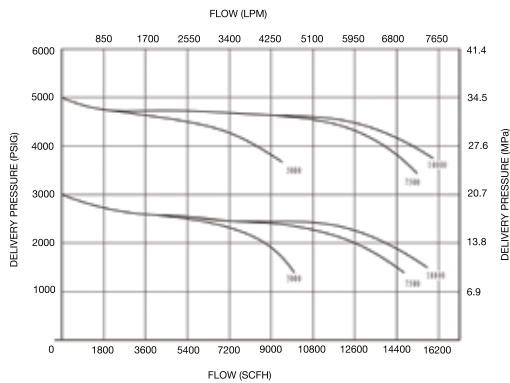
Specifications

- Maximum inlet pressure: 10000 psig
- Maximum outlet pressure: 6000 psig
- Safety test pressure: 1.5 x Maximum inlet pressure
- Temperature range: -40°F~165°F (-40°C~ 74°C)
- Inboard leakage: 2×10^{-8} atm.cc/sec He
- Outboard leakage: 2×10^{-8} atm.cc/sec He inlet pressure: 1500 psig
- Maximum Cv: 0.06
- Weight: 4.85 lb

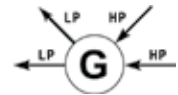
Dimensions



Flow Data



Body Port



Ordering Information

EX:R45SL	G	V -	B	E	K -	00 -	00 -	N
Series	Body Ports	Seat	Inlet Pressure Ranges	Outlet Pressure Ranges	Gauge	Inlet Connections	Outlet Connections	Options
• R45SL	G	V: Vespel®	A: 10000 psig B: 6000 psig	B: 0-6000 psig C: 0-4500 psig D: 0-3000 psig E: 0-1500 psig	K: psig/kPa P: psig/bar W: No Gauge	00: 1/4" NPT(F) C347: CGA347 C677: CGA677 C680: CGA680	00: 1/4" NPT(F) 01: 1/4" NPT(M) 10: 1/8" GENLOK 11: 1/4" GENLOK 14B: 1/4" Hose Barb Other connections available	Blank: None D: Diaphragm Valve N: Needle Valve P: Panel Mount Some valves not available depending on delivery pressures

R51SL SERIES

Corrosion Resistant Low Flow Regulator

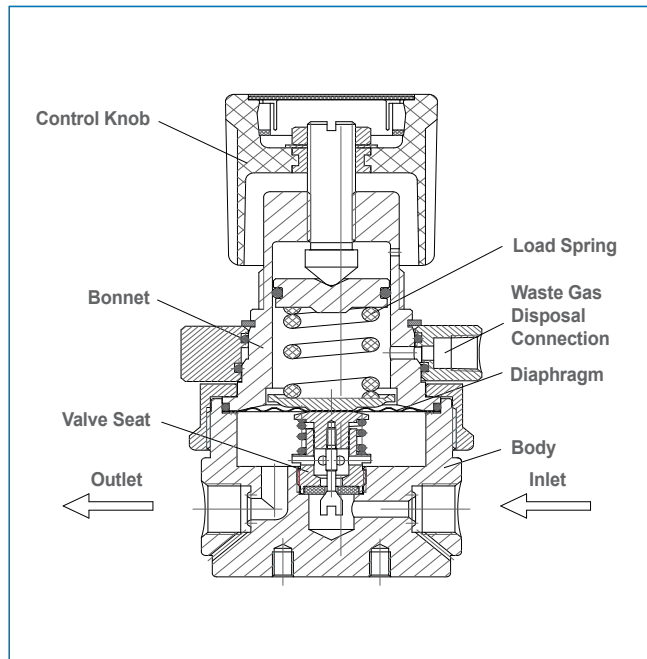
Specialty Gas Equipment



» R51SLGK-DIK-90-90

Materials

• Body	316L (EP) - Stainless Steel, Hastelloy®
• Bonnet	316L Stainless Steel
• Seat	PCTFE
• Valve Stem:	C22 Hastelloy®
• Diaphragm	C22 Hastelloy®



GENTEC® R51SL Series Corrosion-Resistant Single-Stage Regulator is Diaphragm-Sensed and especially designed for applications where corrosive and toxic gases are used.

Product Features

- Single-Stage Configuration
- Metal-to-Metal diaphragm to body seal & dual layer sealing ring
- Integrated waste gas disposal connection for additional safety
- Body Port Size: 1/4" FSR(F)

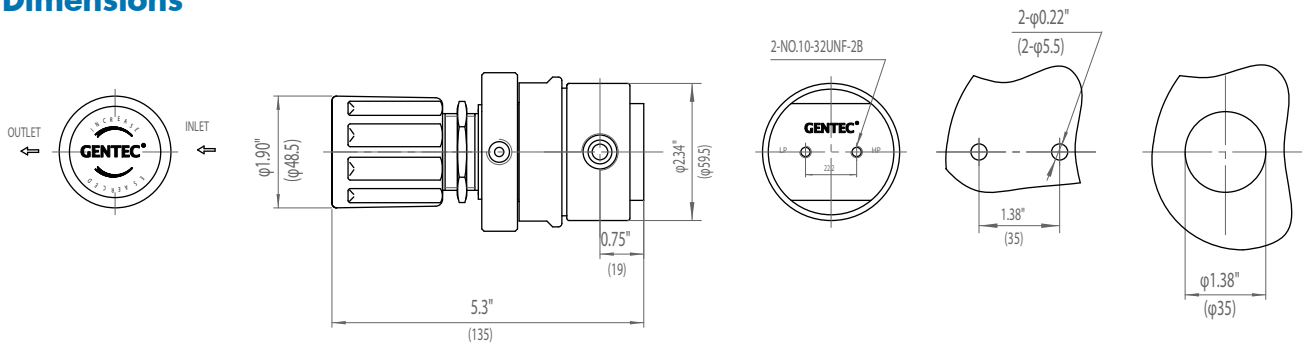
Applications

- Semiconductor Industry
- Solar Energy Industry
- Vacuum Plating Equipment
- Spec Gas Equipment

Specifications

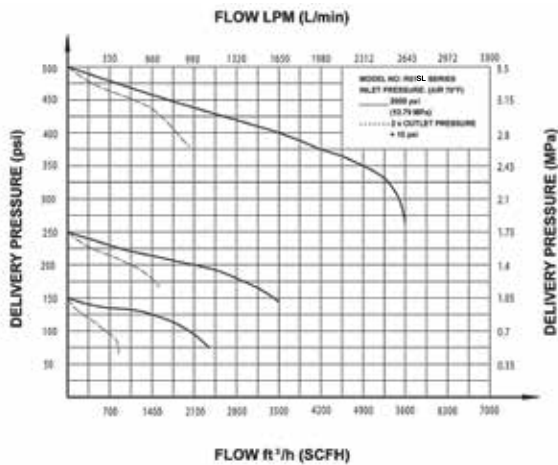
- Maximum inlet pressure: 3000 psig
- Maximum outlet pressure: 500 psig
- Safety test pressure: 1.5 x Maximum inlet pressure
- Temperature range: -40°F~165°F (-40°C~ 74°C)
- Inboard leakage: 2×10^{-8} atm.cc/sec He
- Outboard leakage: 2×10^{-8} atm.cc/sec He inlet pressure: 1500 psig
- Maximum Cv: 0.16
- Weight: 3.42 lb

Dimensions



Rear Bracket Mount Front Panel Mount
Max. Thickness: 1/4" (7mm)

Flow Data



Body Port



Ordering Information

EX:R51SL Series	G Body Ports	K - Seat	K - D Inlet Pressure Range	D Inlet Pressure Range	I K - Outlet Pressure Ranges	K - Gauge	90 - Inlet Connections	90 Outlet Connections
<ul style="list-style-type: none"> R51SL R51H (Hastelloy®) 	G	K: PCTFE	D: 3000 psig	G: 0-250 psig H: 0-150 psig I: 0-100 psig K: 0-50 psig L: 0-25 psig	K: psig/kPa P: psig/bar W: No Gauge	90: Internal 1/4" FSR(F)	90: Internal 1/4" FSR(F)	

R53SL SERIES

Tied Diaphragm Regulator

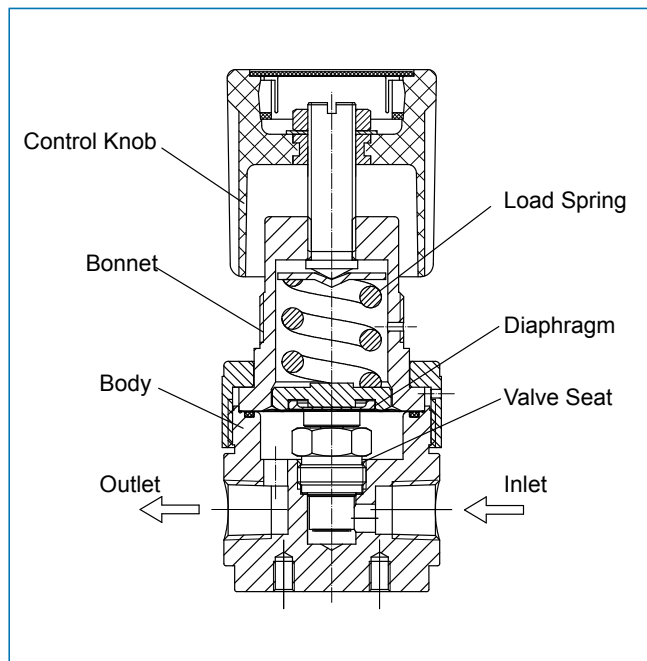
Specialty Gas Equipment



» R51SLGK-DIK-90-90

Materials

• Body	316L Stainless Steel
• Bonnet	316L Stainless Steel
• Seat	PCTFE
• Valve Stem:	316L Stainless Steel, Hastelloy®
• Diaphragm	316L Stainless Steel, Hastelloy®



GENTEC® R53SL Series Single Stage Tied Diaphragm Regulator consists of a specially designed link between the diaphragm and main valve. It is designed to prevent “creep” if contaminants should form on the valve seat. This feature improves regulator performance and extends the life of the diaphragm. Additionally, a high flow mesh filter is installed before gas enters the seat. It is attached onto the seat. The entire unit can be swapped out during maintenance of the regulator (seat / filter / nozzle).

Debris prior to the seat will be caught by the filter, preventing debris from entering the regulator.

Product Features

- Single-Stage Configuration
- Metal-to-Metal diaphragm to body seal & dual layer sealing ring
- Integrated waste gas disposal connection for additional safety
- Inlet & Outlet Port Size: 1/4" NPT(F)
- Internal Hastelloy valve trim providing an extra measure of resistance against corrosion (optional)

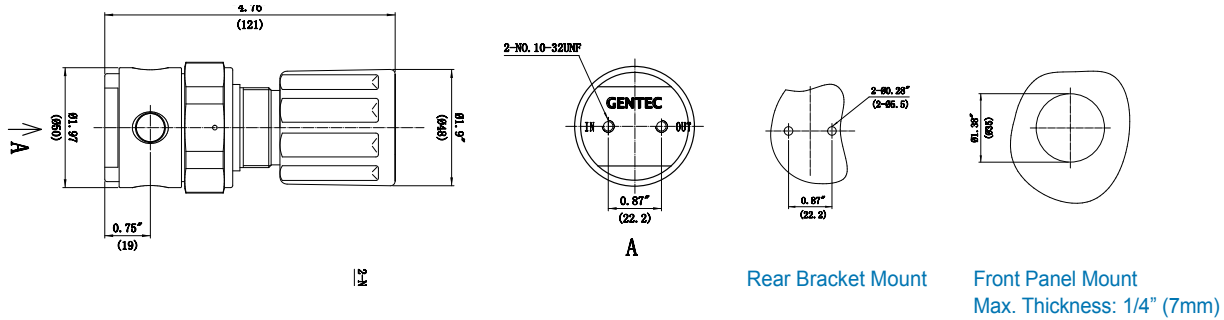
Applications

- Semiconductor Industry
- Research Laboratories
- Regulation of Specialty Gases
- Gas Chromatography
- Oil & Gas
- Device Manufacturers

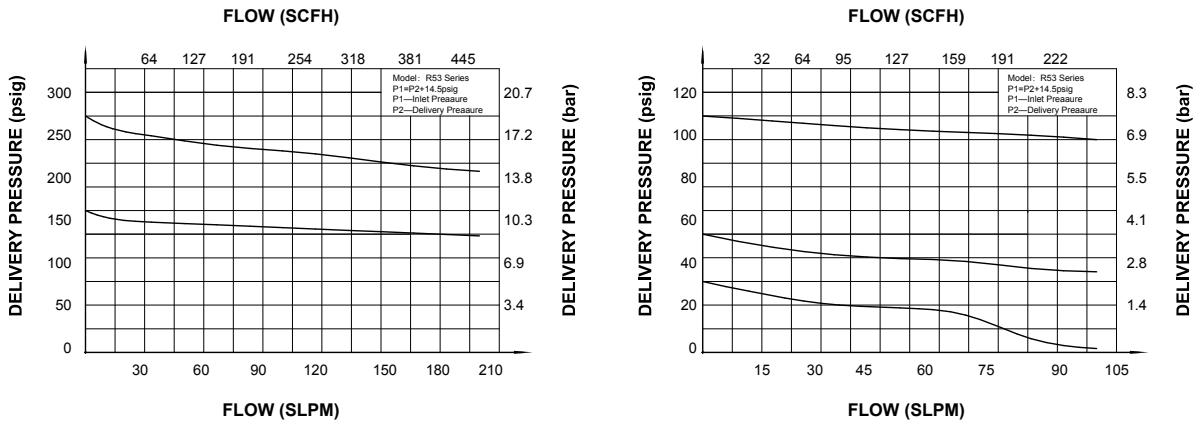
Specifications

- **Maximum inlet pressure:** 3000 psig
- **Maximum outlet pressure:** 250 psig
- **Safety test pressure:** 1.5 x Maximum inlet pressure
- **Temperature range:** -40°F~165°F (-40°C~ 74°C)
- **Inboard leakage:** 2×10^{-8} atm.cc/sec He
- **Outboard leakage:** 2×10^{-8} atm.cc/sec He inlet pressure: 1500 psig
- **Maximum Cv:** 0.14
- **Weight:** 2.43 lb

Dimensions



Flow Data



Ordering Information

EX:R53SL	Q	K -	D	K	P -	00 -	00 -	H
Series	Body Ports	Seat	Inlet Pressure Range	Outlet Pressure Ranges	Gauge	Inlet Connections	Outlet Connections	Options
• R53SL	A B D G J M Q	K: PCTFE	D: 3000 psig E: 1500 psig F: 500 psig	G: 0~250 psig I: 0~100 psig K: 0~50 psig L: 0~25 psig Q: 30" Hg Vac~30 psig S: 30" Hg Vac~100 psig T: 30" Hg Vac~200 psig	K: psig/kPa P: psig/bar W: No Gauge	00: 1/4" NPT (F) C330: CGA330 C350: CGA350 C580: CGA580 C660: CGA660 C590: CGA590 52: G5/8"-RH (F) 63: W21.8-14RH (F) 64: W21.8-14LH (F) Other connections available	00: 1/4" NPT (F) 10: 1/8" GENLOK 11: 1/4" GENLOK 15: 6 mm GENLOK 16: 8 mm GENLOK 74: M8 x 1RH (M) Other connections available	D: Diaphragm Valve N: Needle Valve R: Relief Valve H: Hastelloy® Valve Stem and Diaphragm

R54SL SERIES

Tied Diaphragm Regulator

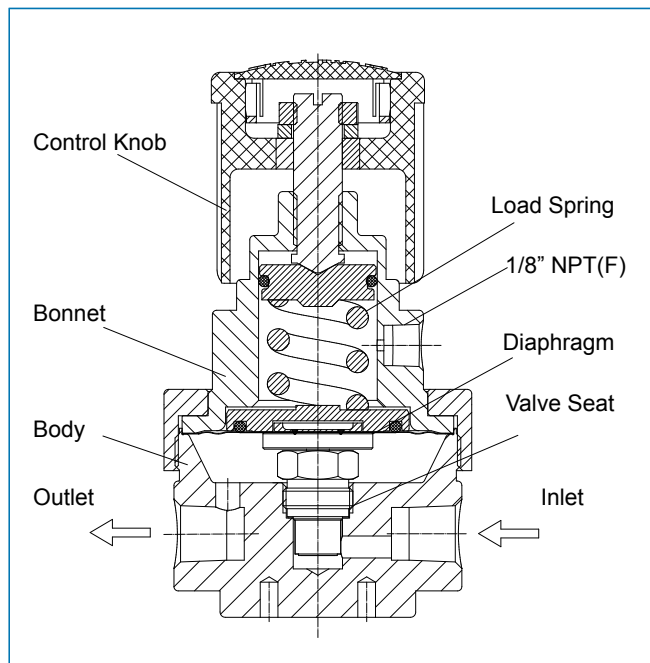
Specialty Gas Equipment



» R54SLGK-DKP-00-00

Materials

• Body	316L Stainless Steel
• Bonnet	316L Stainless Steel
• Seat	PCTFE
• Valve Stem:	316L Stainless Steel
• Diaphragm	316L Stainless Steel, Hastelloy®



GENTEC® R54SL Series Single Stage Tied Diaphragm Regulator consists of a specially designed link between the diaphragm and main valve. It is designed to prevent “creep” if contaminants should form on the valve seat. This feature improves regulator performance and extends the life of the diaphragm. Additionally, a high flow mesh filter is installed before gas enters the seat. It is attached onto the seat. The entire unit can be swapped out during maintenance of the regulator (seat / filter / nozzle).

Debris prior to the seat will be caught by the filter, preventing debris from entering the regulator.

Product Features

- Single-Stage Configuration
- Metal-to-Metal diaphragm to body seal
- Integrated waste gas disposal connection for additional safety
- Inlet & Outlet Port Size: 1/4" NPT(F)
- Bonnet port: 1/8" NPT(F)
- Internal Hastelloy valve trim providing an extra measure of resistance against corrosion (optional)

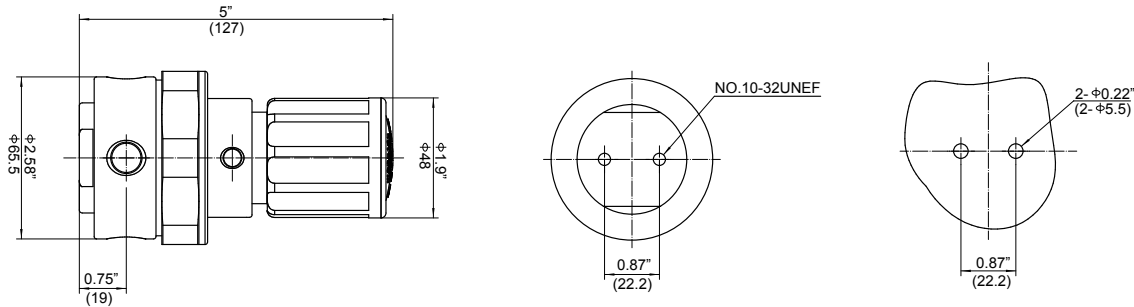
Applications

- Semiconductor Industry
- Research Laboratories
- Regulation of Specialty Gases
- Gas Chromatography
- Oil & Gas
- Device Manufacturers

Specifications

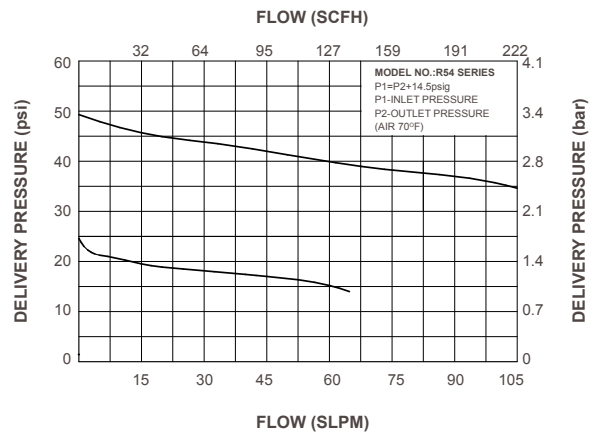
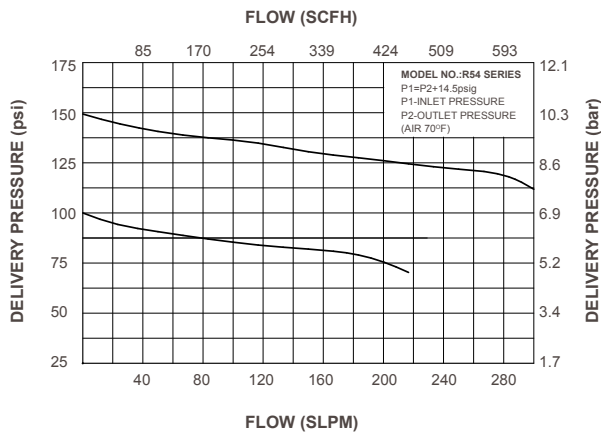
- Maximum inlet pressure: 3000 psig
- Maximum outlet pressure: 150 psig
- Delivery pressure rise: 0.25 psi per 100 psi source pressure drop
- Safety test pressure: 1.5 x Maximum inlet pressure
- Temperature range: -40°F~165°F (-40°C~ 74°C)
- Inboard leakage: 2×10^{-8} atm.cc/sec He
- Outboard leakage: 2×10^{-8} atm.cc/sec He inlet pressure: 1500 psig
- Maximum Cv: 0.1
- Weight: 3.53 lb

Dimensions



Rear Bracket Mount

Flow Data



Ordering Information

EX: R54SL	Q	K -	D	K	P -	00 -	00 -	D
Series	Body Ports	Seat	Inlet Pressure Range	Outlet Pressure Ranges	Gauge	Inlet Connections	Outlet Connections	Options
• R54SL (316L)	A	K: PCTFE	D: 3000 psig	H: 0~150 psig	K: psig/kPa P: psig/bar W: No Gauge	00: 1/4" NPT (F)	00: 1/4" NPT (F)	D: Diaphragm Valve N: Needle Valve R: Relief Valve
	B		E: 1500 psig	I: 0~100 psig		C330: CGA330	10: 1/8" GENLOK	
	G		F: 500 psig	K: 0~50 psig		C350: CGA350	11: 1/4" GENLOK	
• R54SH (Hastelloy® Diaphragm and Valve Stem)	J			L: 0~25 psig		C580: CGA580	Other connections available	
	M			Q: 30" Hg Vac~30 psig		C660: CGA660		
	Q			S: 30" Hg Vac~100 psig		C590: CGA590		
				T: 30" Hg Vac~200 psig		Other connections available		
					VF4: Internal 1/4"FSR(F)	VF4: Internal 1/4"FSR(F)		

R63SL SERIES

Dome Loaded Regulator

Specialty Gas Equipment

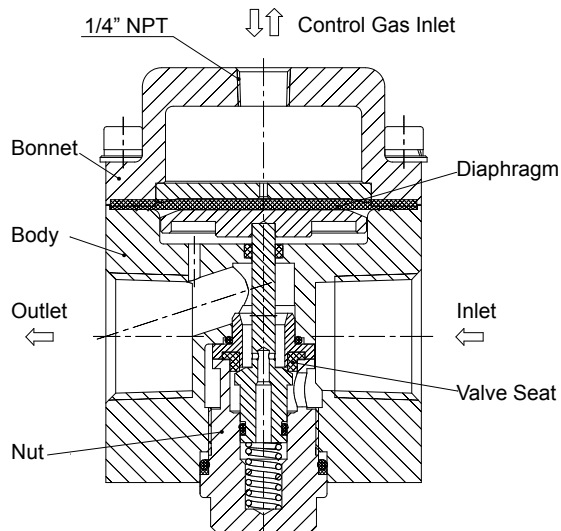


» R63SLBK-DFW-08-08

» R63SLGK-DEG-08-08-R44

Materials

- **Body** 316L Stainless Steel
- **Bonnet** 316L Stainless Steel
- **Seat** PCTFE
- **Valve Stem:** 316L Stainless Steel
- **Diaphragm** Neoprene or EPDM optional



GENTEC® R63SL Series Dome Loaded Regulator Via an external pressure source to control the output of the pressure reducer pressure, stable output pressure, large flow, which can realize the remote control.

Product Features

- Dome Loaded Regulator minimizes droop
- Dynamic pressure control
- High Pressure, High Flow
- 1" NPT connections

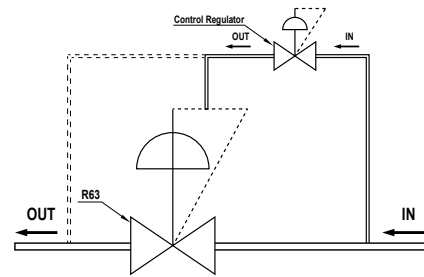
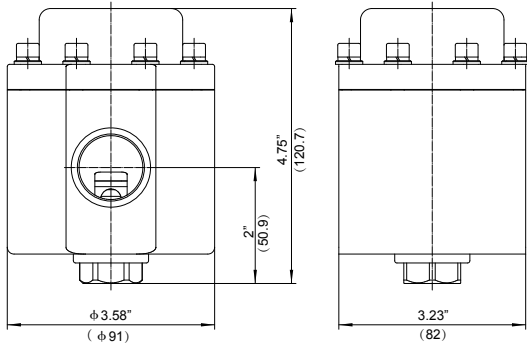
Applications

- Oil chemical industry
- Biochemical pharmaceutical

Specifications

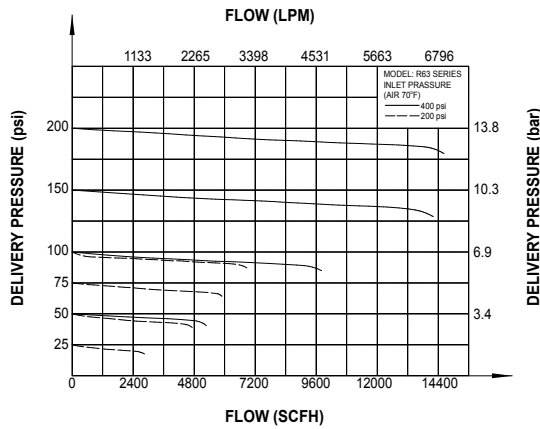
- **Maximum inlet pressure:** 3000 psig
- **Maximum outlet pressure:** 1500 psig
- **Safety test pressure:** 1.5 x Maximum inlet pressure
- **Temperature range:** -40°F~165°F (-40°C~ 74°C)
- **Inboard leakage:** 2×10^{-8} atm.cc/sec He
- **Outboard leakage:** 2×10^{-8} atm.cc/sec He inlet pressure: 1500 psig
- **Maximum Cv:** 2.67
- **Weight:** 8.6 lb

Dimensions

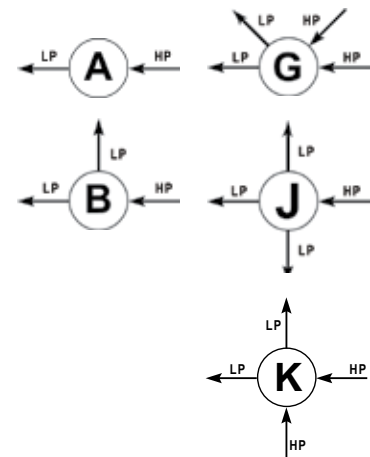


R63 WITH CONTROL REGULATOR
THE WORKING PRINCIPLE OF FIGURE

Flow Data



Body Port



Ordering Information

EX: R63SL	A	K -	F	K	P -	08 -	08 -	R44
Series	Body Ports	Seat	Inlet Pressure Range	Outlet Pressure Ranges	Gauge	Inlet Connections	Outlet Connections	Options
• R63SL (316L)	A B G J K	K: PCTFE	D: 3000 psig F: 500 psig	E: 0~1500 psig F: 0~500 psig G: 0~250 psig H: 0~150 psig I: 0~100 psig K: 0~50 psig L: 0~25 psig	K: psig/kPa P: psig/bar W: No Gauge	08: 1" NPT (F) Other connections available	08: 1" NPT (F) Other connections available	None: Without Regulator R44: With Control Regulator (500 ~ 1500 psi) R21: With Control Regulator (< 500 psi)

R66SL SERIES

Ultra High Flow Regulator

Specialty Gas Equipment



GENTEC® R66SL Series Regulator is a hand-adjustable, low pressure regulator designed to provide excellent accuracy.

Product Features

- Facility Supply Regulation
- Gas Control Box
- Bulk Gas Delivery System

» R66SLJB-FGK-08-08

Materials

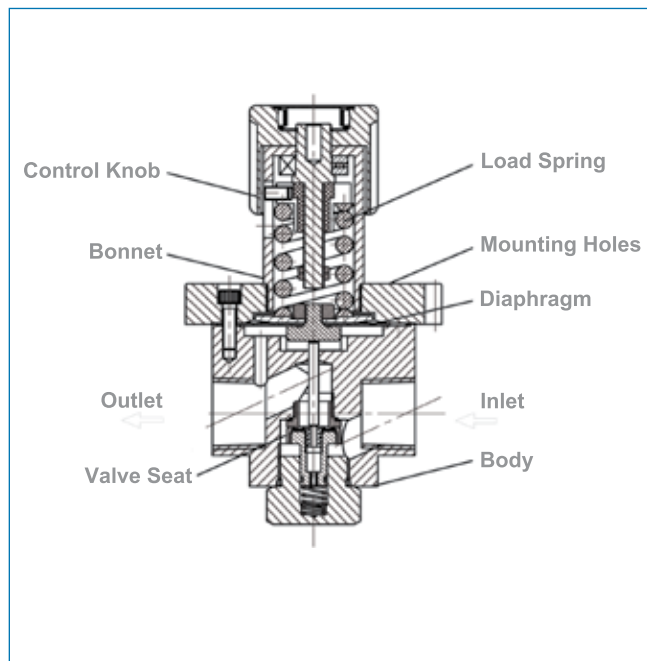
- | | |
|-------------|-------------------------|
| • Body | 316L Stainless Steel |
| • Seat | Buna-N |
| • Diaphragm | Buna-N/Nylon Reinforced |
| • Stem | 316L Stainless Steel |
| • Spring | 316L Stainless Steel |

Applications

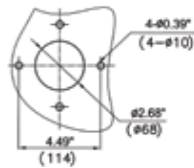
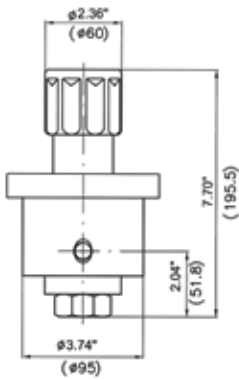
- Facility Supply Regulation
- Gas Control Box
- Bulk Gas Delivery System

Specifications

- **Maximum inlet pressure:** 500 psig (35 bar)
- **Maximum outlet pressure:** 250 psig (17 bar)
- **Safety test pressure:** 1.5 x Maximum inlet pressure
- **Temperature range:** -10°F~250°F (-23°C~ 121°C)
- **Maximum Cv:** 5.2
- **Weight:** 13.2 lb (6 kg)

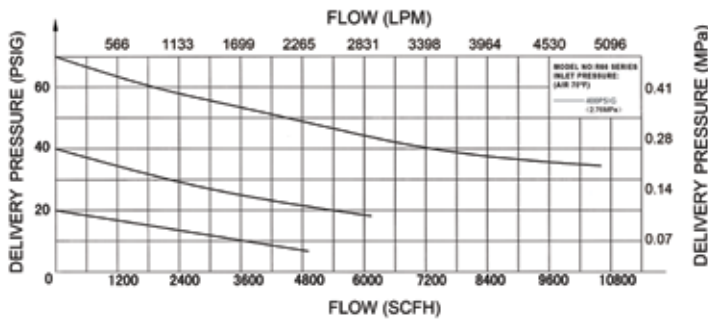


Dimensions

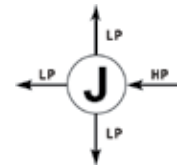


Front Panel Mount

Flow Data



Body Port



Ordering Information

EX: R66SL	J	B -	F	G	K -	08 -	08
Series	Body Ports	Seat	Inlet Pressure Range	Outlet Pressure Ranges	Gauge	Inlet Connections	Outlet Connections
• R66SL	J	B: Buna-N	F: 500 psig	G: 0-250 psig I: 0-100 psig K: 0-50 psig L: 0-25 psig	K: psig/kPa P: psig/bar W: No Gauge	08: 1" NPT(F)	08: 1" NPT(F)

R72SL SERIES

High Purity Back Pressure Regulator

Specialty Gas Equipment



GENTEC® R72SL Back Pressure Regulator is a Piston-Sensed High Purity Back regulator designed for analytical applications where a constant back pressure is desired.

Product Features

- Piston-Type Configuration
- Inlet & Outlet Post Size: 1/4" NPT(F)

» R72SLAK-EW-00-00

Materials

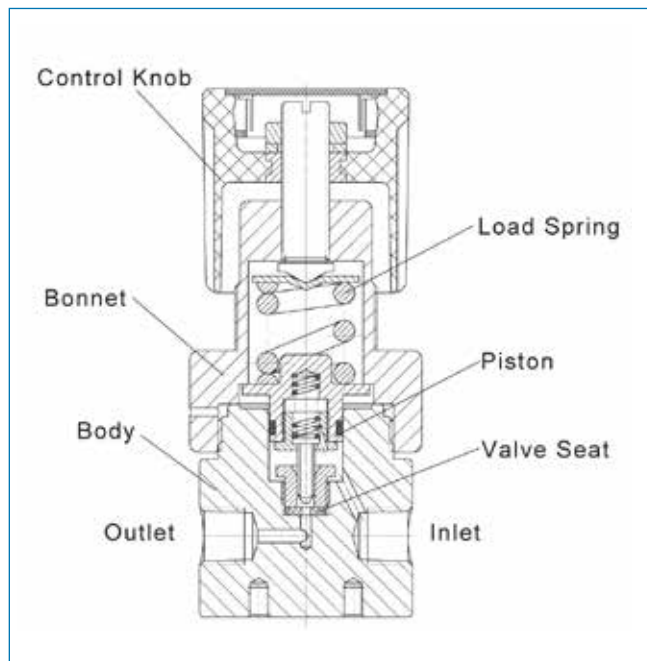
- | | |
|----------|----------------------|
| • Body | 316L Stainless Steel |
| • Seat | PCTFE |
| • Piston | 316L Stainless Steel |
| • Stem | 316L Stainless Steel |
| • Spring | 316L Stainless Steel |

Applications

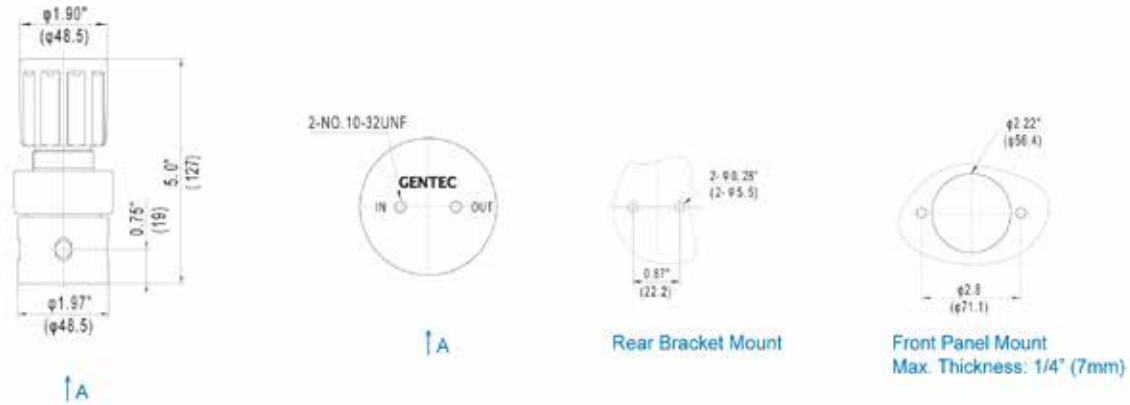
- Process Control
- Petrochemical Industry
- Gas Chromatography
- Research Laboratories

Specifications

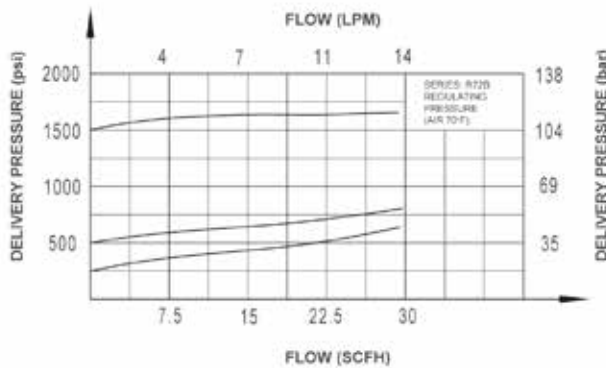
- Maximum back pressure: 1500 psig (103 bar)
- Safety test pressure: 1.5 x Maximum pressure
- Temperature range: -40°F~165°F (-40°C~ 74°C)
- Inboard leakage: 2×10^{-9} atm.cc/sec He
- Outboard leakage: 2×10^{-8} atm.cc/sec He
- Maximum Cv: 0.14
- Weight: 2.65 lb (1.2 kg)



Dimensions



Flow Data



Body Port



Ordering Information

EX:R72SL	A	K -	E	W -	00 -	00 -	J
Series	Body Ports	Seat	Inlet Pressure Ranges	Gauge	Inlet Connections	Outlet Connections	Options
• R72SL	A	K: PCTFE	E: 0-1500 psig F: 0-500 psig G: 0-250 psig	W: No Gauge	00: 1/4" NPT(F) Other connections available*	00: 1/4" NPT(F) Other connections available*	Blank: None J: Rack Mount

* For more connection options contact GENTEC.

R73SL SERIES

High Pressure Back Pressure Regulator

Specialty Gas Equipment



» R73SLAE-BW-00-00

GENTEC® R73SL Back Pressure Regulator is a Piston-Sensed High Purity Regulator designed for analytical applications where a constant back pressure is desired.

Product Features

- Piston-Type Configuration
- Inlet & Outlet Post Size: 1/4" NPT(F)

Materials

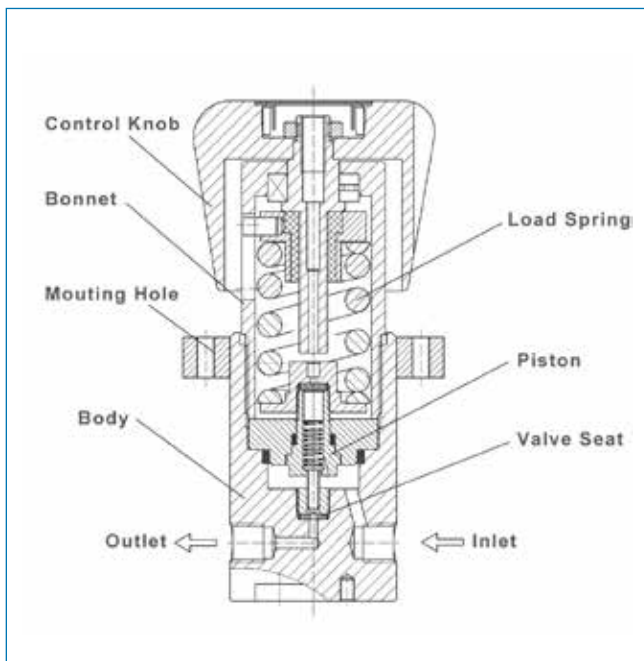
- | | |
|----------|----------------------|
| • Body | 316L Stainless Steel |
| • Seat | PEEK |
| • Piston | 316L Stainless Steel |
| • Stem | 316L Stainless Steel |
| • Spring | 316L Stainless Steel |

Applications

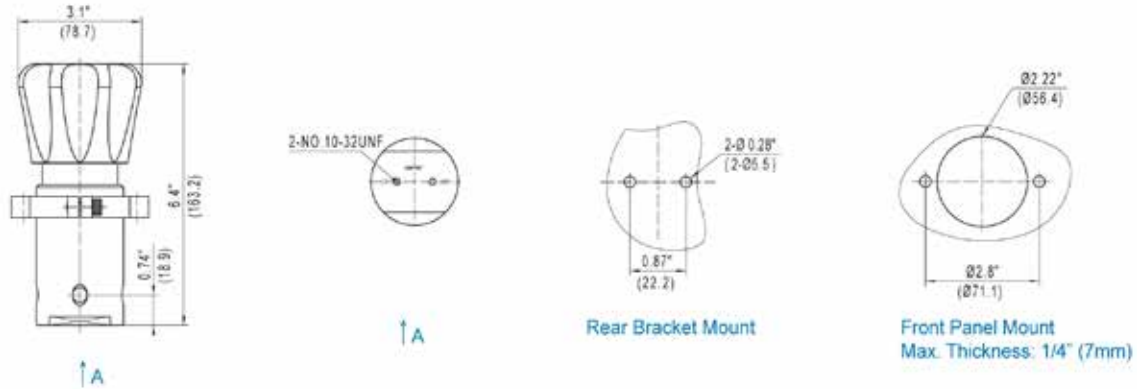
- Process Control
- Petrochemical Industry
- Gas Chromatography
- Research Laboratories

Specifications


- Maximum back pressure: 10000 psig (690 bar)
- Safety test pressure: 1.5 x Maximum pressure
- Temperature range: -40°F~165°F (-40°C~ 74°C)
- Inboard leakage: 2×10^{-9} atm.cc/sec He
- Outboard leakage: 2×10^{-8} atm.cc/sec He
- Maximum Cv: 0.1
- Weight: 4.85 lb (2.2 kg)



Dimensions



Flow Data



Body Port



Ordering Information

EX:R73SL Series	A Body Ports	E - Seat	B Inlet Pressure Ranges	W - Gauge	00 - Inlet Connections	00 Outlet Connections
• R73SL	A	E: PEEK	A: 0-10000 psig B: 0-6000 psig C: 0-4500 psig D: 0-3000 psig	W: No Gauge	00: 1/4" NPT(F) Other connections available*	00: 1/4" NPT(F) Other connections available*

* For more connection options contact GENTEC.

R74SL SERIES

Medium Flow Back Pressure Regulator

Specialty Gas Equipment



» R74SLAK-GW-04-04

GENTEC® R74SL Series Back Pressure Regulator is a diaphragm-sensed high purity regulator designed for analytical applications where a constant back pressure is desired.

Product Features

- Diaphragm Type Configuration
- Inlet & Outlet Port Size: 1/2" NPT(F)

Materials

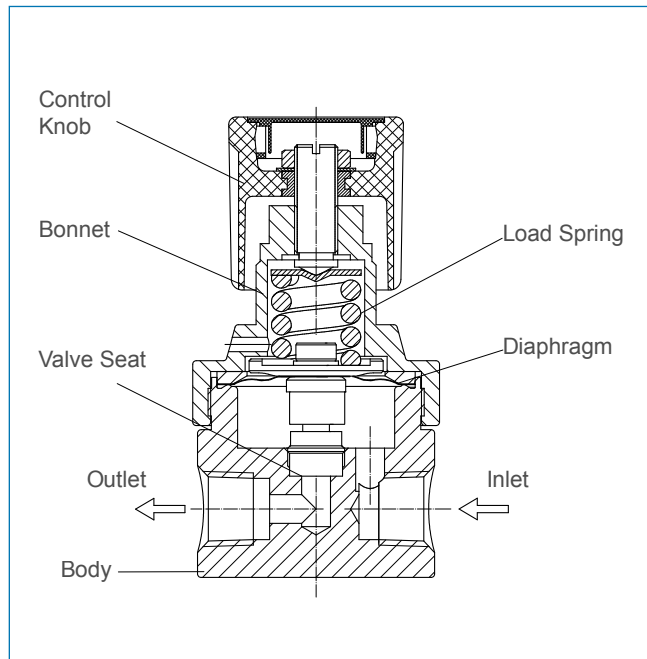
• Body	316L Stainless Steel
• Seat	PEEK
• Piston	316L Stainless Steel
• Stem	316L Stainless Steel
• Spring	316L Stainless Steel

Applications

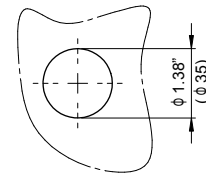
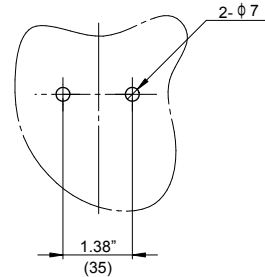
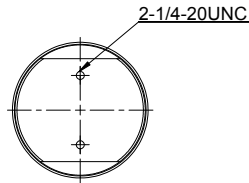
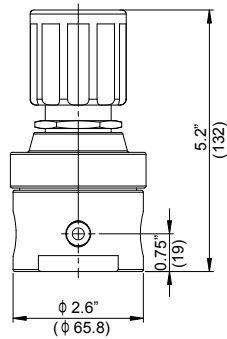
- Process control
- Laboratory
- Petrochemical industry
- Gas analysis

Specifications

- **Maximum back pressure:** 500 psig (35 bar)
- **Safety test pressure:** 1.5 x Maximum pressure
- **Temperature range:** -40°F~165°F (-40°C~ 74°C)
- **Inboard leakage:** 2×10^{-9} atm.cc/sec He
- **Outboard leakage:** 2×10^{-8} atm.cc/sec He
- **Maximum Cv:** 0.6
- **Weight:** 3.53 lb (1.6 kg)



Dimensions



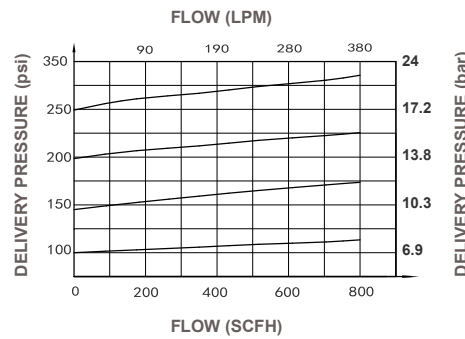
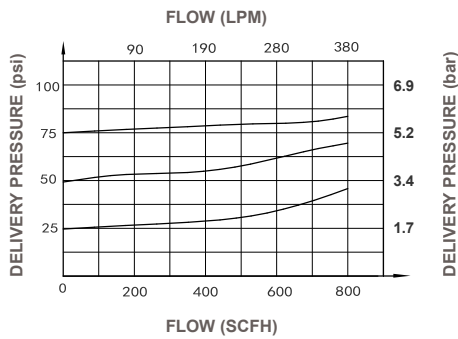
↑ A

↑ A

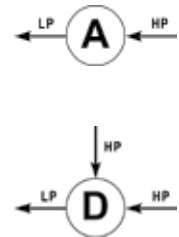
Rear Bracket Mount

Front Panel Mount
Max. Thickness: 1/4" (7mm)

Flow Data



Body Port



Ordering Information

EX:R74SL	A	K -	K	W -	04 -	04 -	P
Series	Body Ports	Seat	Inlet Pressure Ranges	Gauge	Inlet Connections	Outlet Connections	Options
• R74SL	A D	K: PCTFE	G: 0-250 psig I: 0-100 psig K: 0-50 psig L: 0-25 psig	W: No Gauge	04: 1/2" NPT(F) Other connections available*	04: 1/2" NPT(F) Other connections available*	P: Panel Mount

* For more connection options contact GENTEC.

R75SL SERIES

High Flow Back Pressure Regulator

Specialty Gas Equipment



» R75SLAK-GW-06-06

GENTEC® R75SL Series Back Pressure Regulator is a diaphragm-densed high purity regulator designed for analytical applications where a constant back pressure is desired.

Product Features

- Diaphragm Type Configuration
- Inlet & Outlet Port Size: 3/4" NPT(F)

Materials

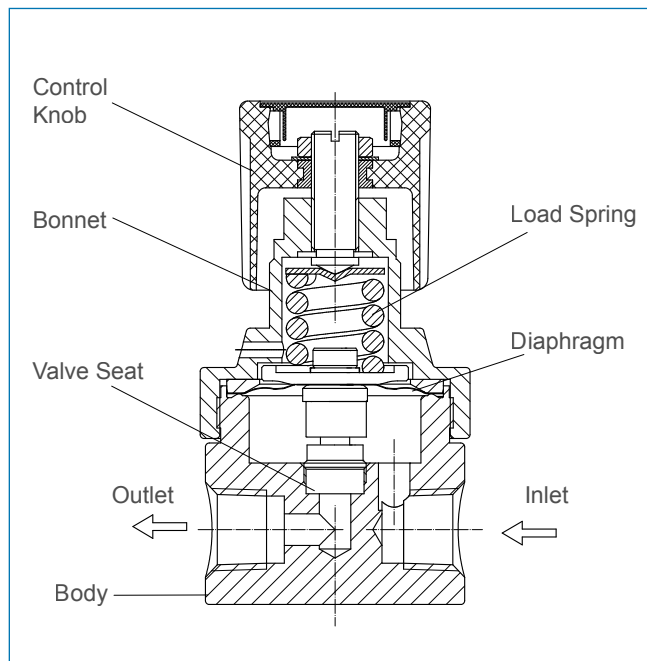
- | | |
|----------|----------------------|
| • Body | 316L Stainless Steel |
| • Seat | PCTFE |
| • Piston | 316L Stainless Steel |
| • Stem | 316L Stainless Steel |
| • Spring | 316L Stainless Steel |

Applications

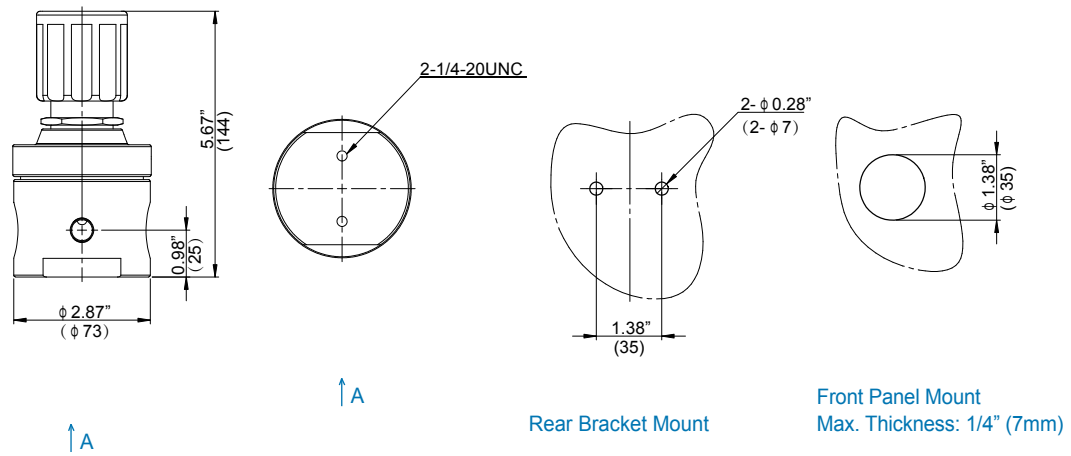
- Process control
- Laboratory
- Petrochemical industry
- Gas analysis

Specifications

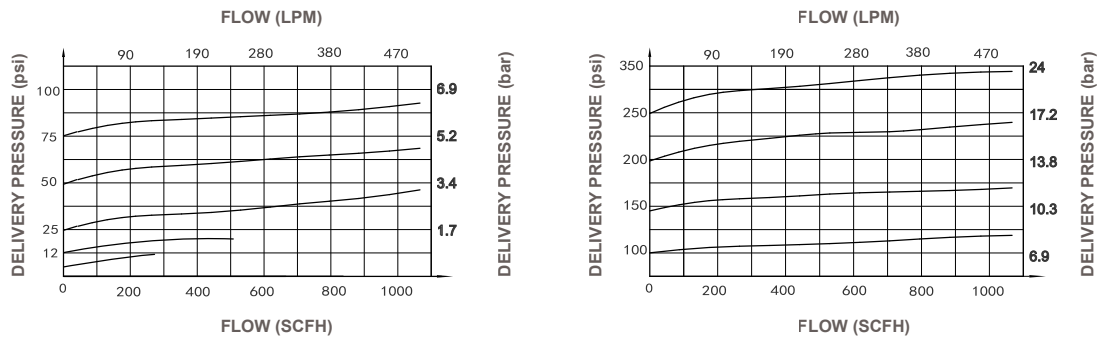
- **Maximum back pressure:** 500 psig (35 bar)
- **Safety test pressure:** 1.5 x Maximum pressure
- **Temperature range:** -40°F~165°F (-40°C~ 74°C)
- **Inboard leakage:** 2×10^{-9} atm.cc/sec He
- **Outboard leakage:** 2×10^{-8} atm.cc/sec He
- **Maximum Cv:** 1.2
- **Weight:** 4.63 lb (2.1 kg)



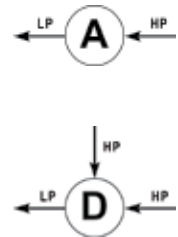
Dimensions



Flow Data



Body Port



Ordering Information

EX: R75SL	A	K -	K	W -	06 -	06 -	P
Series	Body Ports	Seat	Inlet Pressure Ranges	Gauge	Inlet Connections	Outlet Connections	Options
• R75SL	A D	K: PCTFE	G: 0-250 psig I: 0-100 psig K: 0-50 psig L: 0-25 psig M: 0~15 psig N: 0~6 psig	W: No Gauge P: psi / bar K: psi / kPa	06: 3/4" NPT(F) Other connections available*	06: 3/4" NPT(F) Other connections available*	P: Panel Mount

* For more connection options contact GENTEC.

R77SL SERIES

Back Pressure Low Flow Regulator

Specialty Gas Equipment



GENTEC® R77SL Series Back Pressure Regulator is a Diaphragm-Sensed Single-Stage High Purity Regulator designed for applications where a constant back pressure is desired.

Product Features

- Single-Stage Configuration
- Body Port Size: 1/4" NPT(F)
- 2" Pressure Gauge

» R77SLAK-GW-00-00

Materials

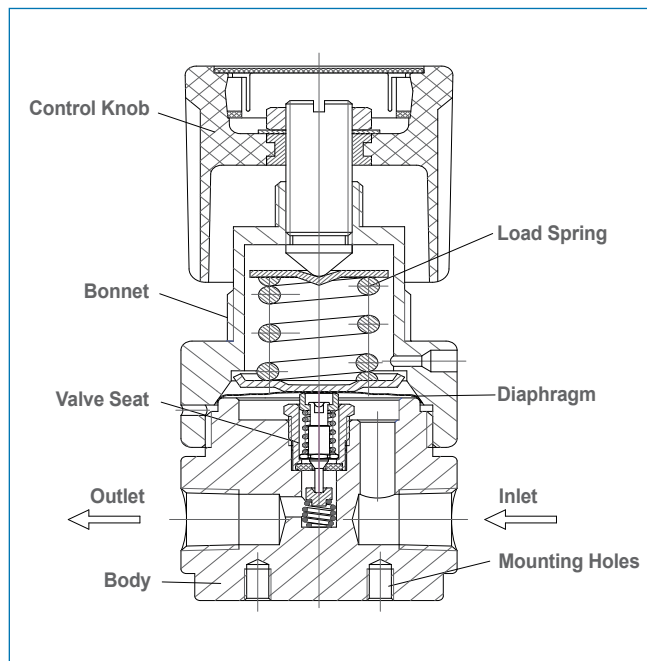
- | | |
|------------------|----------------------|
| • Body | 316L Stainless Steel |
| • Bonnet | 316L Stainless Steel |
| • Seat | PCTFE |
| • Diaphragm | 316L Stainless Steel |
| • Adjusting Knob | ABS Plastic |

Applications

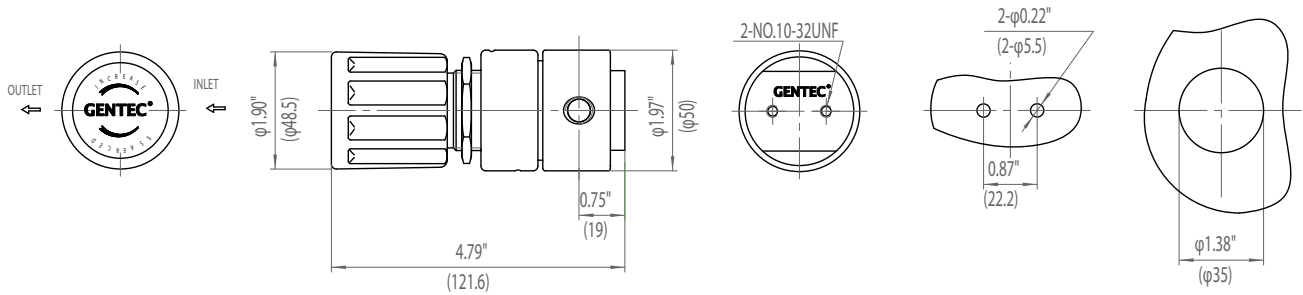
- Process Control
- Petrochemical Industry
- Gas Chromatography
- Research Laboratories

Specifications

- Maximum inlet pressure: 250 psig
- Safety test pressure: 1.5 x Maximum inlet pressure
- Temperature range: -40°F~165°F (-40°C~ 74°C)
- Inboard leakage: 2×10^{-9} atm.cc/sec He
- Outboard leakage: 2×10^{-8} atm.cc/sec He inlet pressure: 1500 psig
- Maximum Cv: 0.08
- Weight: 2.2 lb

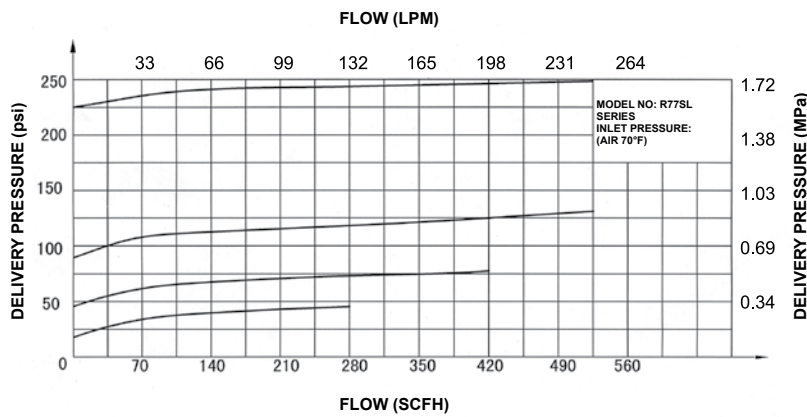


Dimensions

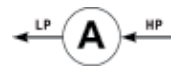


Rear Bracket Mount Front Panel Mount
Max. Thickness: 1/4" (7mm)

Flow Data



Body Port



Ordering Information

EX: R77SL	A	K -	G	W -	00 -	00 -	P
Series	Body Ports	Seat	Outlet Pressure Ranges	Gauge	Inlet Connections	Outlet Connections	Options
• R77SL	A	K: PCTFE	G: 0-250 psig I: 0-100 psig	K: psig/kPa P: psig/bar W: No Gauge	00: 1/4" NPT(F) 01: 1/4" NPT(M)	00: 1/4" NPT(F) 01: 1/4" NPT(M)	P: Panel Mount

R78SL SERIES

High Accuracy Back Pressure Regulator

Specialty Gas Equipment



» R78SLAE-MW-00-00

GENTEC® R78SL Series Back Pressure Regulator is a diaphragm-sensed high purity regulator. The large sensing seat area ratio provides a low crack to reseal pressure differential and excellent repeatability.

Product Features

- Metal-to-Metal Seal
- Inlet & Outlet Port Size: 1/4" NPT(F)

Materials

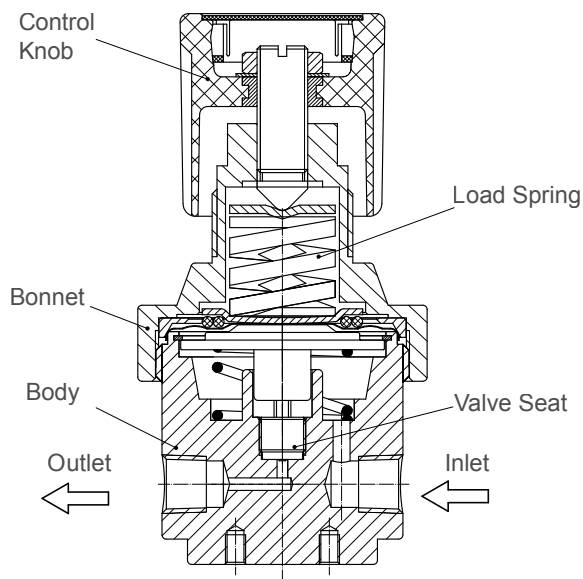
- | | |
|------------------|----------------------|
| • Body | 316L Stainless Steel |
| • Bonnet | 316L Stainless Steel |
| • Seat | PEEK |
| • Diaphragm | 316L Stainless Steel |
| • Adjusting Knob | ABS Plastic |

Applications

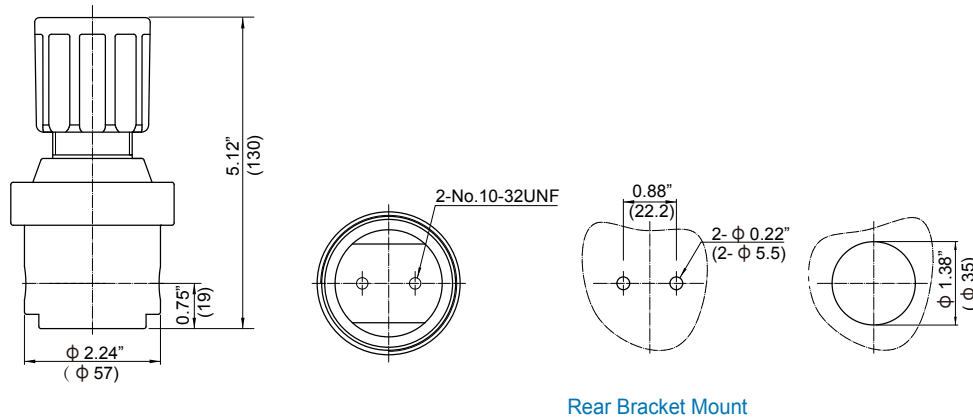
- Process Control
- Petrochemical Industry
- Gas Chromatography
- Research Laboratories

Specifications

- **Maximum inlet pressure:** 150 psig (10 bar)
- **Safety test pressure:** 1.5 x Maximum inlet pressure
- **Temperature range:** -40°F~165°F (-40°C~ 74°C)
- **Inboard leakage:** 2×10^{-9} atm.cc/sec He
- **Outboard leakage:** 2×10^{-8} atm.cc/sec He inlet pressure: 1500 psig
- **Maximum Cv:** 0.04
- **Weight:** 2.65 lb(1.2 kg)

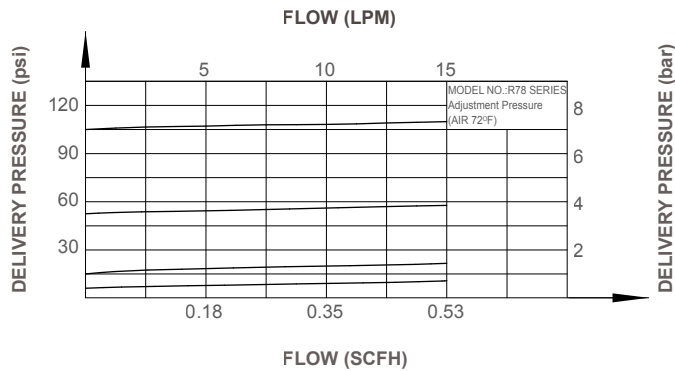


Dimensions

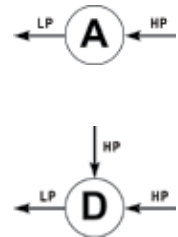


Rear Bracket Mount

Flow Data



Body Port



Ordering Information

EX: R78SL	A	E -	K	W -	00 -	00 -	P
Series	Body Ports	Seat	Outlet Pressure Ranges	Gauge	Inlet Connections	Outlet Connections	Options
• R78SL	A D	E: PEEK	I: 0-100 psig K: 0-50 psig M: 0~15 psig N: 0~6 psig	K: psig/kPa P: psig/bar W: No Gauge	00: 1/4" NPT(F) Other connections available*	00: 1/4" NPT(F) Other connections available*	P: Panel Mount

* For more connection options contact GENTEC.

R81SL SERIES

Steam Heated Vaporizing Regulator

Specialty Gas Equipment



» R81SLAV-DFW-00-00

GENTEC® R81SL Series Steam Heated Vaporizing Regulator is a diaphragm sensed single-stage regulator, is designed to heat and/or vaporize a gas or liquid sample before entering an analyzer system.

Product Features

- Metal-to-Metal Seal
- Inlet & Outlet Port Size: 1/4" NPT(F)
- Steam heating connection
- Inlet Port Size: 1/4" NPT(F)
- Outlet Port Size: 1/2" NPT(F)

Materials

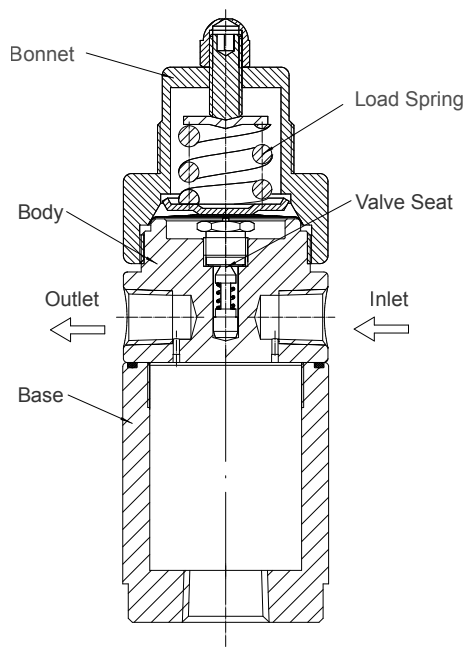
- | | |
|------------------|----------------------|
| • Body | 316L Stainless Steel |
| • Bonnet | 316L Stainless Steel |
| • Seat | VespeI® |
| • Diaphragm | 316L Stainless Steel |
| • Adjusting Knob | Stainless Steel |

Applications

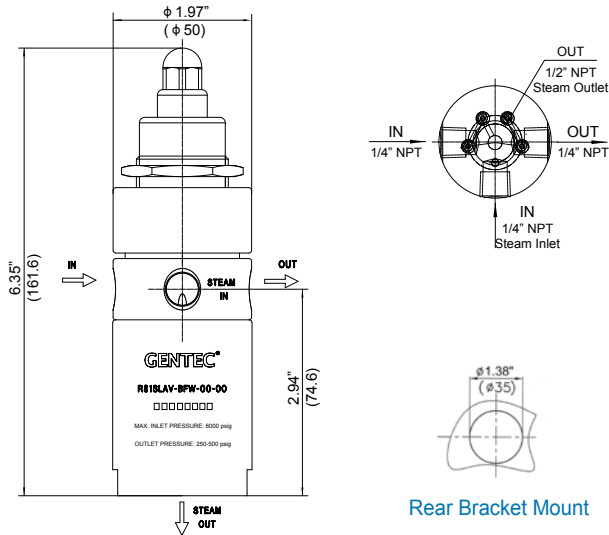
- Liquid petroleum analyzer
- Petrochemical / refinery / analyzer
- Sampling systems

Specifications

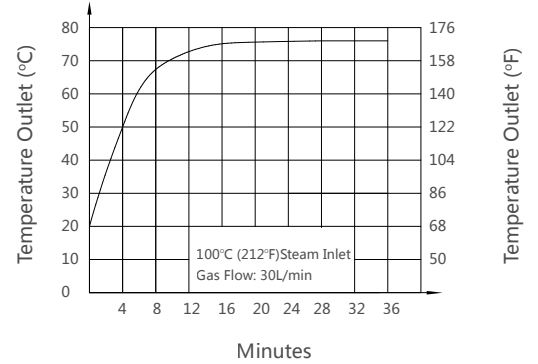
- **Maximum inlet pressure:** 6000 psig (414 bar)
- **Safety test pressure:** 1.5 x Maximum inlet pressure
- **Temperature range:** -40°F~500°F (-40°C~ 260°C)
- **Inboard leakage:** 2×10^{-9} atm.cc/sec He
- **Outboard leakage:** 2×10^{-8} atm.cc/sec He inlet pressure: 1500 psig
- **Maximum Cv:** 0.06
- **Weight:** 2.9 lb(1.32 kg)



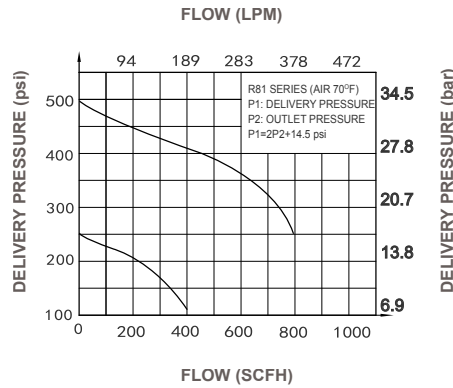
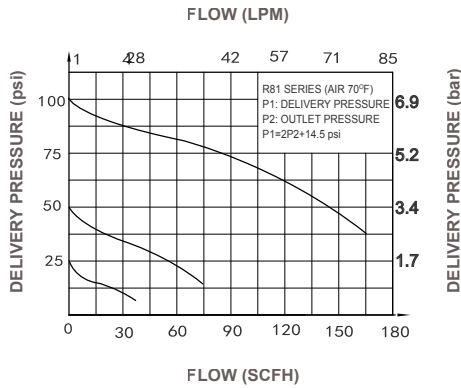
Dimensions



Heating Flow Data



Flow Data



Body Port



Ordering Information

EX: R81SL	A	V -	D	F -	W -	00 -	00
Series	Body Ports	Seat	Inlet Pressure Ranges	Outlet Pressure Ranges	Gauge	Inlet Connections	Outlet Connections
• R81SL	A	V: Vespel®	B: 6000 psig D: 3000 psig E: 1500 psig	F: 0-500 psig G: 0-250 psig I: 0-100 psig K: 0-50 psig L: 0-25 psig	W: No Gauge	00: 1/4" NPT (F) 10: 1/8" GENLOK 11: 1/4" GENLOK 15: 6 mm GENLOK 19: 3 mm GENLOK Other connections available*	00: 1/4" NPT (F) 10: 1/8" GENLOK 11: 1/4" GENLOK 15: 6 mm GENLOK 19: 3 mm GENLOK Other connections available*

* For more connection options contact GENTEC.

U21SL SERIES

Ultra High Purity Low Flow Regulator

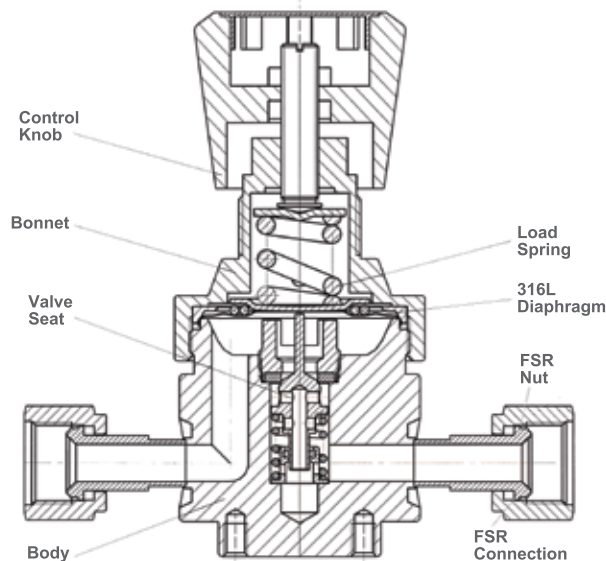
Specialty Gas Equipment



» U21SLGK-DGP-91-91-P

Materials

- | | |
|------------------|----------------------|
| • Body | 316L Stainless Steel |
| • Bonnet | 316 Stainless Steel |
| • Seat | PCTFE |
| • Diaphragm | 316L Stainless Steel |
| • Adjusting Knob | ABS Plastic |



GENTEC® U21SL Series Single-Stage Stainless Steel Regulator is a Hand Adjustable, Pressure Reducing Regulator designed for non-corrosive, corrosive, and toxic gas applications. Our metal-to-metal diaphragm to body seal is designed to minimize leakage and to provide excellent accuracy and longevity.

Product Features

- Single-Stage Configuration
- Metal-to-Metal Seal
- 2" Pressure Gauge
- Fully Internal Electropolished
- Cleaned, Assembled, and Packaged for High Purity Semiconductor Application
- 100% Helium-leak tested

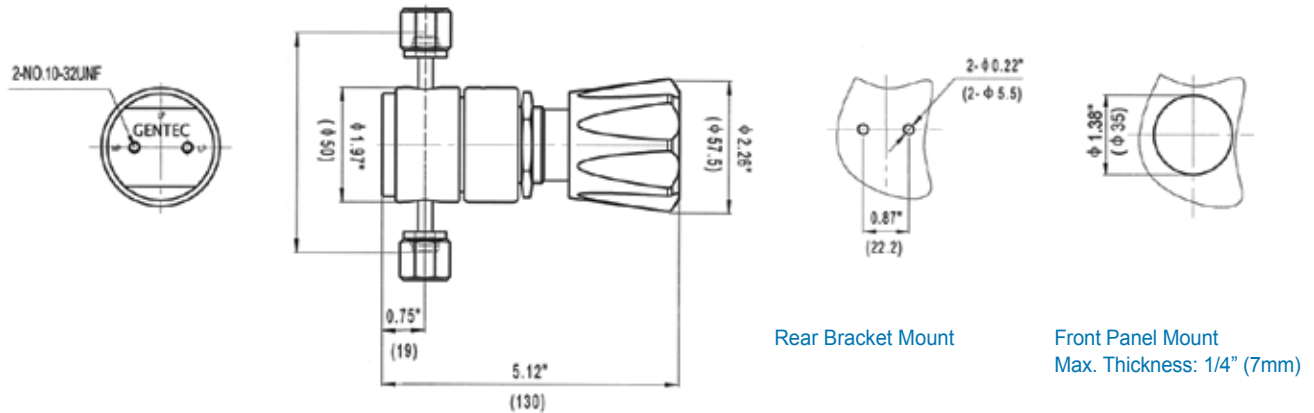
Applications

- Semiconductor
- Solar
- Gas Panels
- OEM

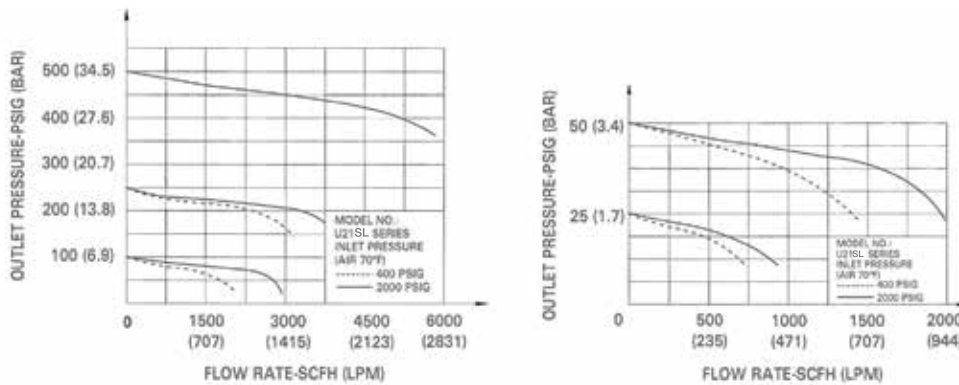
Specifications

- **Maximum inlet pressure:** 500 psig for B Port, 3000 psig for A and G Port
- **Maximum outlet pressure:** 500 psig
- **Safety test pressure:** 1.5 x Maximum inlet pressure
- **Temperature range:** -40°F~165°F (-40°C~ 74°C)
- **Inboard leakage:** 2×10^{-9} atm cc/sec He
- **Outboard leakage:** 2×10^{-9} atm cc/sec He
- **Leakage across seat:** 4×10^{-8} atm cc/sec He
- **Maximum Cv:** 0.14
- **Weight:** 3.8 lb

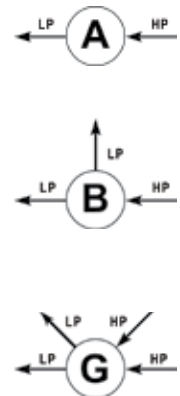
Dimensions



Flow Data



Body Ports



Ordering Information

EX:U21SL	G	K -	D	G	P -	91 -	91 -	P
Series	Ports	Seat	Inlet Pressure Ranges	Outlet Pressure Ranges	Gauge	Inlet Connections	Outlet Connections	Options
• U21SL	A B G	K: PCTFE	D: 3000 psig F: 500 psig	F: 0-500 psig G: 0-250 psig I: 0-100 psig K: 0-50 psig L: 0-25 psig	P: psig/bar W: No Gauge	90: 1/4" internal female FSR 91: 1/4" swivel female FSR 92: 1/4" swivel male FSR 41: 1/4" weld stub	90: 1/4" internal female FSR 91: 1/4" swivel female FSR 92: 1/4" swivel male FSR 41: 1/4" weld stub	E: Ra 10 µin P: Panel Mounting H: Hastelloy® Diaphragm

U22SL SERIES

Ultra High Purity Medium Flow Regulator

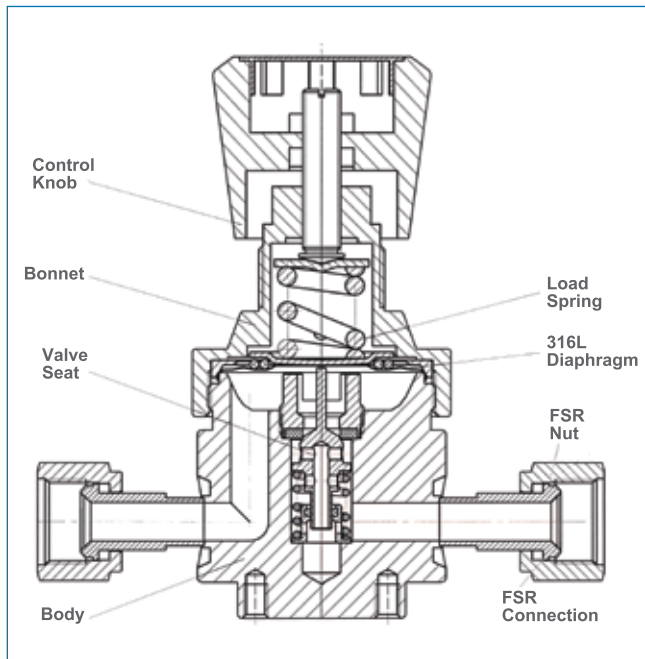
Specialty Gas Equipment



» U22SLGK-DGP-95-95-P

Materials

- | | |
|------------------|----------------------------------|
| • Body | 316L Stainless Steel |
| • Bonnet | 316L Stainless Steel, Hastelloy® |
| • Seat | PCTFE |
| • Diaphragm | 316L Stainless Steel |
| • Adjusting Knob | ABS Plastic |



GENTEC® R22SL Series Stainless Steel Regulators is a Purge Gas, Pressure Reducing Regulators. It is designed for non-corrosive, corrosive, and toxic gas applications. Our metal-to-metal diaphragm to body seal is designed to minimize leakage and to provide excellent accuracy and longevity.

Product Features

- Single-Stage Configuration
- Metal-to-Metal Seal
- 2" Pressure Gauge
- Fully Internal Electropolished
- Cleaned, Assembled, and Packaged for High Purity Semiconductor Application
- 100% Helium-leak tested

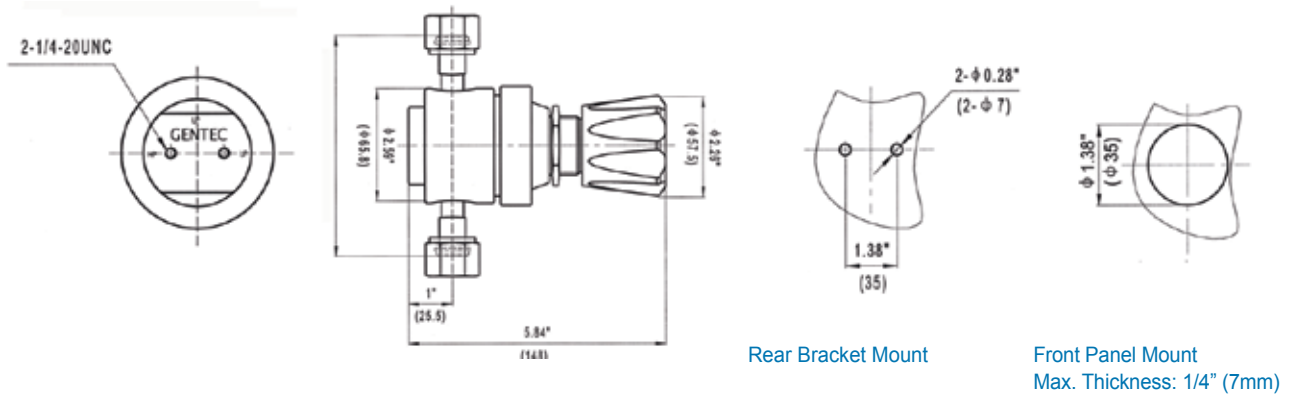
Applications

- Semiconductor
- Solar
- Gas Panels
- OEM

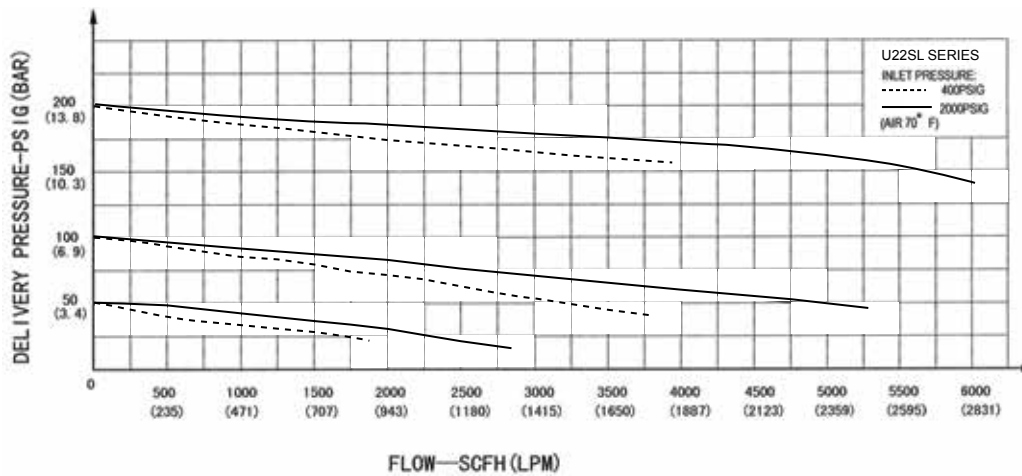
Specifications

- **Maximum inlet pressure:** 500 psig for B Port, 3000 psig for A and G Port
- **Maximum outlet pressure:** 250 psig
- **Safety test pressure:** 1.5 x Maximum inlet pressure
- **Temperature range:** -40°F~165°F (-40°C~ 74°C)
- **Inboard leakage:** 2×10^{-8} atm cc/sec He
- **Outboard leakage:** 2×10^{-9} atm cc/sec He
- **Leakage across seat:** 4×10^{-8} atm cc/sec He
- **Maximum Cv:** 1.1
- **Weight:** 3.8 lb

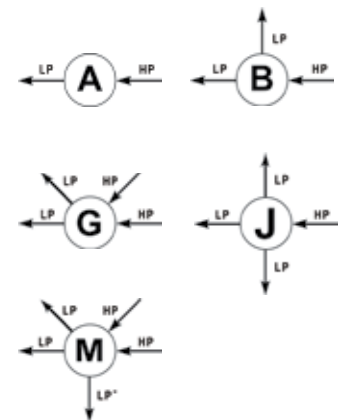
Dimensions



Flow Data



Body Ports



Ordering Information

EX:U22SL	G	K -	D	G	P -	95 -	95 -	P
Series	Ports	Seat	Inlet Pressure Ranges	Outlet Pressure Ranges	Gauge	Inlet Connections	Outlet Connections	Options
• U22SL	A B G	K: PCTFE	D: 3000 psig F: 500 psig	G: 0-250 psig H: 0-150 psig I: 0-100 psig K: 0-50 psig L: 0-25 psig	P: psig/bar W: No Gauge	95: 1/2" FSR(F) 96: 1/2" FSR(M)	95: 1/2" FSR(F) 96: 1/2" FSR(M)	E: Ra 10 μin P: Panel Mounting H: Hastelloy® Diaphragm

U23SL SERIES

Ultra High Purity High Flow Regulator

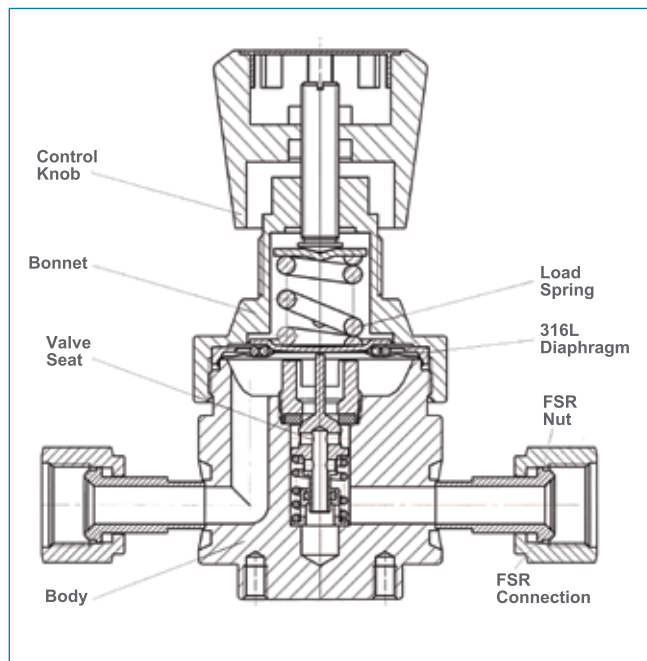
Specialty Gas Equipment



» U23SLGK-DHP-95-95

Materials

- **Body** 316L Stainless Steel
- **Bonnet** 316 Stainless Steel
- **Seat** PCTFE
- **Diaphragm** 316L Stainless Steel
- **Adjusting Knob** ABS Plastic



GENTEC® U23SL Series Stainless Steel Regulator is an ideal purge regulator for low pressure and high purity systems. It also works great with heavy duty gas flow applications. Our metal-to-metal diaphragm to body seal is designed to minimize leakage and to provide excellent accuracy and longevity.

Product Features

- Single-Stage Configuration
- Metal-to-Metal Seal
- 2" Pressure Gauge
- Fully Internal Electropolished
- Cleaned, Assembled, and Packaged for High Purity Semiconductor Application

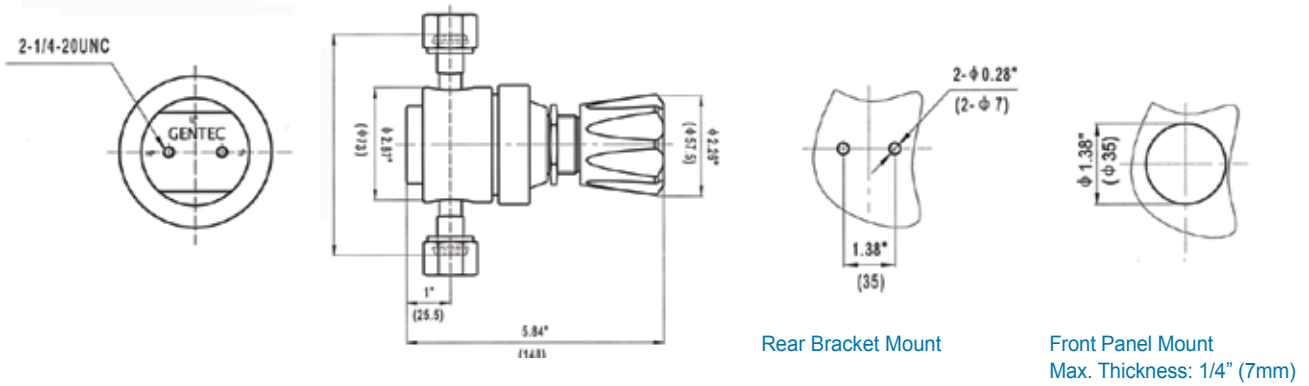
Applications

- Semiconductor
- Solar
- Gas Panels
- OEM

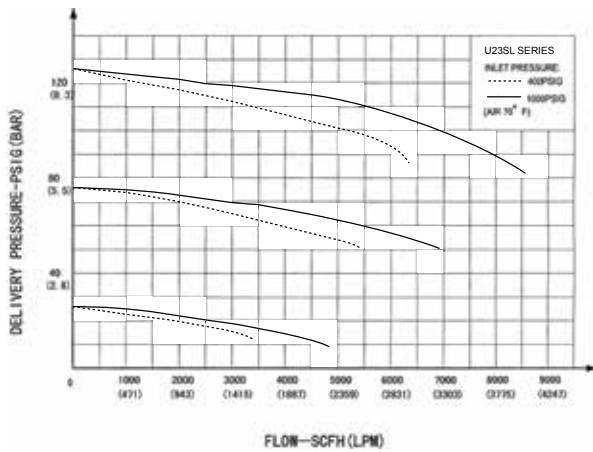
Specifications

- **Maximum inlet pressure:** 500 psig for B Port, 3000 psig for A, G Ports
- **Maximum outlet pressure:** 250 psig
- **Safety test pressure:** 1.5 x Maximum inlet pressure
- **Temperature range:** -40°F~165°F (-40°C~ 74°C)
- **Inboard leakage:** 2×10^{-9} atm cc/sec He
- **Outboard leakage:** 2×10^{-9} atm cc/sec He
- **Leakage across seat:** 4×10^{-8} atm cc/sec He
- **Maximum Cv:** 1.8
- **Weight:** 3.8 lb

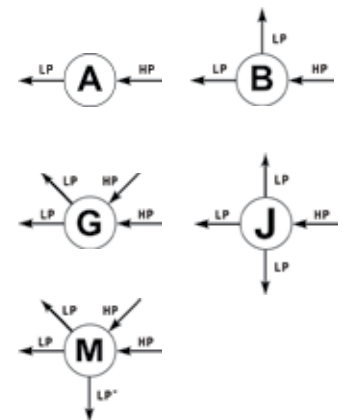
Dimensions



Flow Data



Body Ports



Ordering Information

EX:U23SL	G	K -	D	H	P -	95 -	95 -	P
Series	Ports	Seat	Inlet Pressure Ranges	Outlet Pressure Ranges	Gauge	Inlet Connections	Outlet Connections	Options
• U23SL	A B G	K: PCTFE	D: 3000 psig F: 500 psig	G: 0-250 psi H: 0-150 psi I: 0-100 psi K: 0-50 psi L: 0-25 psi	P: psig/bar W: No Gauge	95: 1/2" FSR(F) 96: 1/2" FSR(M)	95: 1/2" FSR(F) 96: 1/2" FSR(M)	E: Ra 10 μm P: Panel Mounting H: Hastelloy® Diaphragm

U53SL SERIES

Ultra High Purity Low Flow Regulator

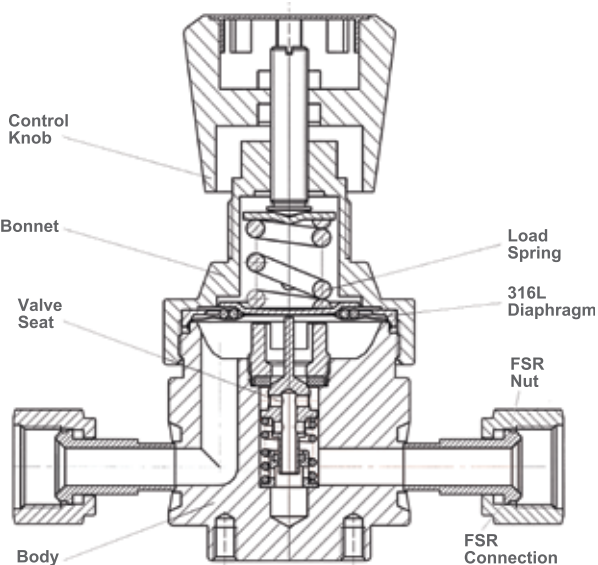
Specialty Gas Equipment



» U53SLGK-GLP-91-91

Materials

- **Body** 316L Stainless Steel
- **Bonnet** 316 Stainless Steel
- **Seat** PCTFE
- **Diaphragm** 316L Stainless Steel
- **Adjusting Knob** ABS Elgiloy



GENTEC® U53SL Series Stainless Steel Regulator is a Threadless, High Purity Regulator with non-tied diaphragm design. Our metal-to-metal diaphragm to body seal is designed to minimize leakage and to provide excellent accuracy and longevity.

Product Features

- Single-Stage Configuration
- Metal-to-Metal Seal
- 2" Pressure Gauge
- Fully Internal Electropolished
- Cleaned, Assembled, and Packaged for High Purity Semiconductor Application

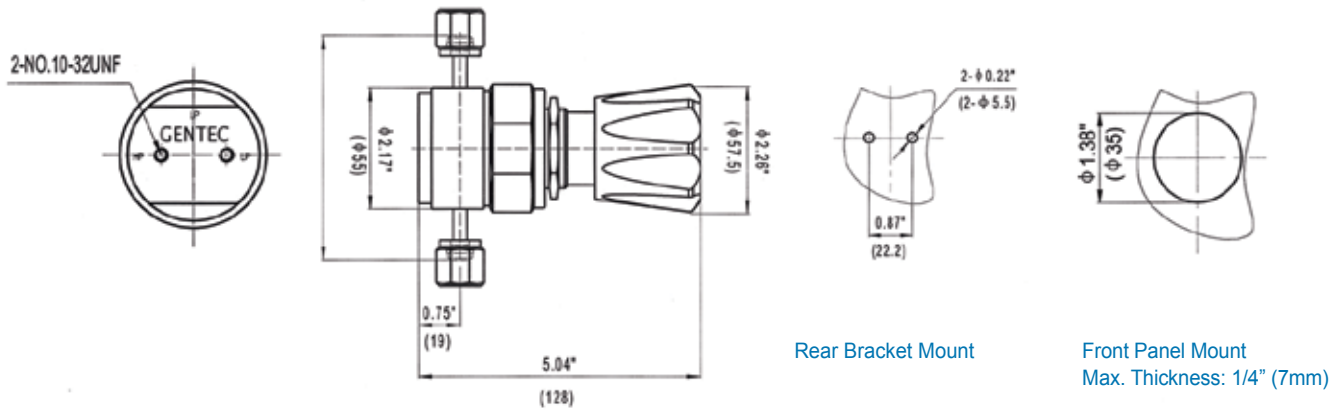
Applications

- Semiconductor
- Solar
- Gas Panels
- OEM

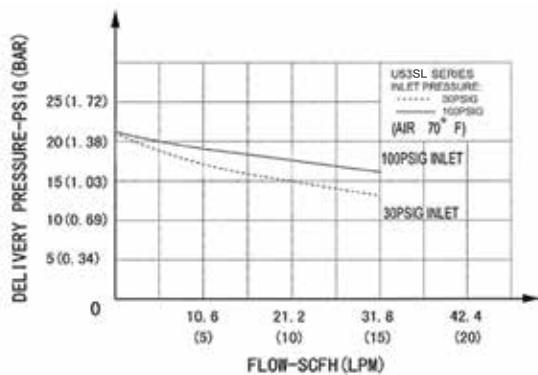
Specifications

- **Maximum inlet pressure:** 300 psig
- **Maximum outlet pressure:** 30 psig
- **Safety test pressure:** 1.5 x Maximum inlet pressure
- **Temperature range:** -40°F~165°F (-40°C~ 74°C)
- **Inboard leakage:** 0.5×10^{-9} atm cc/sec He
- **Outboard leakage:** 1×10^{-9} atm cc/sec He
- **Leakage across seat:** 4×10^{-8} atm cc/sec He
- **Maximum Cv:** 0.054
- **Weight:** 3.8 lb

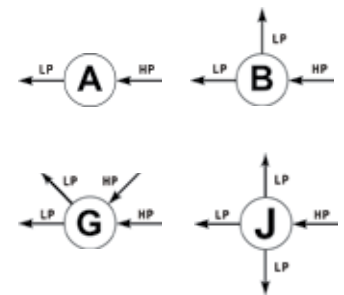
Dimensions



Flow Data



Body Ports



Ordering Information

EX:U53SL	G	K -	G	L	P -	91 -	91 -	P
Series	Ports	Seat	Inlet Pressure Range	Outlet Pressure Range	Gauge	Inlet Connections	Outlet Connections	Options
• U53SL	A B G	K: PCTFE	G: 300 psi	L: 0-30 psig	P: psig/bar W: No Gauge	90: 1/4" internal female FSR 91: 1/4" swivel female FSR 92: 1/4" swivel male FSR 41: 1/4" weld stub	90: 1/4" internal female FSR 91: 1/4" swivel female FSR 92: 1/4" swivel male FSR 41: 1/4" weld stub	P: Panel Mounting H: Hastelloy® Diaphragm

H229 SERIES

Portable Cylinder Regulator

Specialty Gas Equipment



Compact, fixed flow, piston sensed, regulator for calibration gases and industrial hygiene.

Product Features

- Compact Size: (1-1/8" W x 3-3/8" H)
- Factory Preset Flowmeters: 0.25 - 6.0 slpm
- Hose Barb Outlet: 3/16"
- Control Knob: On/Off
- Preset Delivery Pressure: 50 psig
- Weight: 0.66 lb (0.3 kg)

Materials


- **Body** Chrome-Plated Brass, 316L Stainless Steel
- **Seat** PTFE
- **Piston:** Brass
- **Gauge** Chrome-Plated Brass

Applications

- Gas Chromatography
- Research Laboratories
- Gas Detection Equipment
- Emission Monitoring Systems

Ordering Information

Model Number	Inlet Connection	Outlet Connection	Inlet Pressure	Material	Flow
H229A-0.25 H229A-0.5 H229A-1.0 H229A-1.5	CGA600	3/16" Hose Barb	500 psi	Chrome-Plated Brass	0.25 slpm Air 0.5 slpm Air 1.0 slpm Air 1.5 slpm Air
H229B-0.25 H229B-0.5 H229B-1.0 H229B-1.5 H229B-2.5 H229B-6.0	5/8"-18UNF (C-10)	3/16" Hose Barb	1000 psi	Chrome-Plated Brass	0.25 slpm Air 0.5 slpm Air 1.0 slpm Air 1.5 slpm Air 2.5 slpm Air 6.0 slpm Air
H229S-0.25 H229S-0.5 H229S-1.0 H229S-1.5 H229S-2.5 H229S-6.0	5/8"-18UNF (C-10)	3/16" Hose Barb	1000 psi	Stainless Steel	0.25 slpm Air 0.5 slpm Air 1.0 slpm Air 1.5 slpm Air 2.5 slpm Air 6.0 slpm Air



LAB DESIGN

Manifolds

1. The PSB/PSSL Single Station Manifold - In some applications, specialty gas is used only to calibrate instrumentation. Calibration gases flowing for only a few minutes each day do not require an automatic changeover manifold. Single-station manifolds with brackets present an ideal solution for users that have infrequent gas bottle changes. It provides for a safe and cost-effective means to connect and change out cylinders thereby eliminating the need to disconnect the regulator from the cylinder.

2. The 110/220 Series Multiple-Station Manifold - A header manifold is generally a wise choice where cylinder changeouts are not that critical to the application.

Each cylinder connection point or station is fitted with a valve, which permits individual cylinders to be isolated for changeout. In order to preserve system purity, these valves are usually diaphragm-typed. They are designed to prevent oxygen, nitrogen, water vapor or other contaminants from intruding into the process.

Header manifolds can also be used in conjunction with changeover manifolds, providing a means to connect more than one cylinder to each bank of the changeover manifold.

3. The 150/160 Series Manual Manifold - Many users require a constant, uninterrupted supply of gas. Any pause in the gas supply results in lost or downtime for an entire laboratory. Manifolds that provide the capability to manually switch from a primary to a reserve bank without interrupting the gas supply can minimize or eliminate such costly downtime.

Selecting the correct manifold then depends on the application, since the additional features in the more sophisticated versions can justify their expense in critical applications.

4. The 210/220 Series Semi-Automatic Manifold - The simplest manifold is designed to changeover on a sensed drop-in pressure of one cylinder bank relative to the other.

This type of manifold is called a differential manifold. Differential manifolds require regular periodic monitoring and resetting. A line regulator should be installed downstream to eliminate pressure variations caused by differential-type manifolds.

5. The 250 Series Automatic Changeover - A change or drop in delivery pressure can adversely affect instrument performance in some instances. To avoid this problem, an Automatic Changeover manifold may be selected. Though not **Fully Automatic**, the operation of this type of manifold is also based on differential pressure. The delivery pressure is held virtually constant during cylinder bank changeover. Indicating Contact Gauges are installed onto the manifold to provide alarm capability when the cylinder gets to a lower pressure. The Automatic Manifold regulates pressure in two stages to keep delivery pressure stable, even during changeover.

Point of Use Gas Control Panels

Most modern laboratories have multiple instruments that use the same specialty gas but may require different delivery pressures, flowrates or purity levels. Unfortunately, even when a centralized gas distribution system is in place, these varying needs of the instruments are often accommodated by a maze of tubing, line regulators and other accessories that are scattered behind laboratory equipment. Such disorganization can result in a number of serious problems.

First, since regulators and tubing can be bunched together, it is easy to connect the wrong gas to the instrument, resulting in lost or degraded experiments or even damage to the instrument. Second, safety may be compromised since tubing, regulators and traps will not be adequately protected or marked. Third, operating and maintenance costs will increase as the difficulty of identifying and correcting the causes of problems.

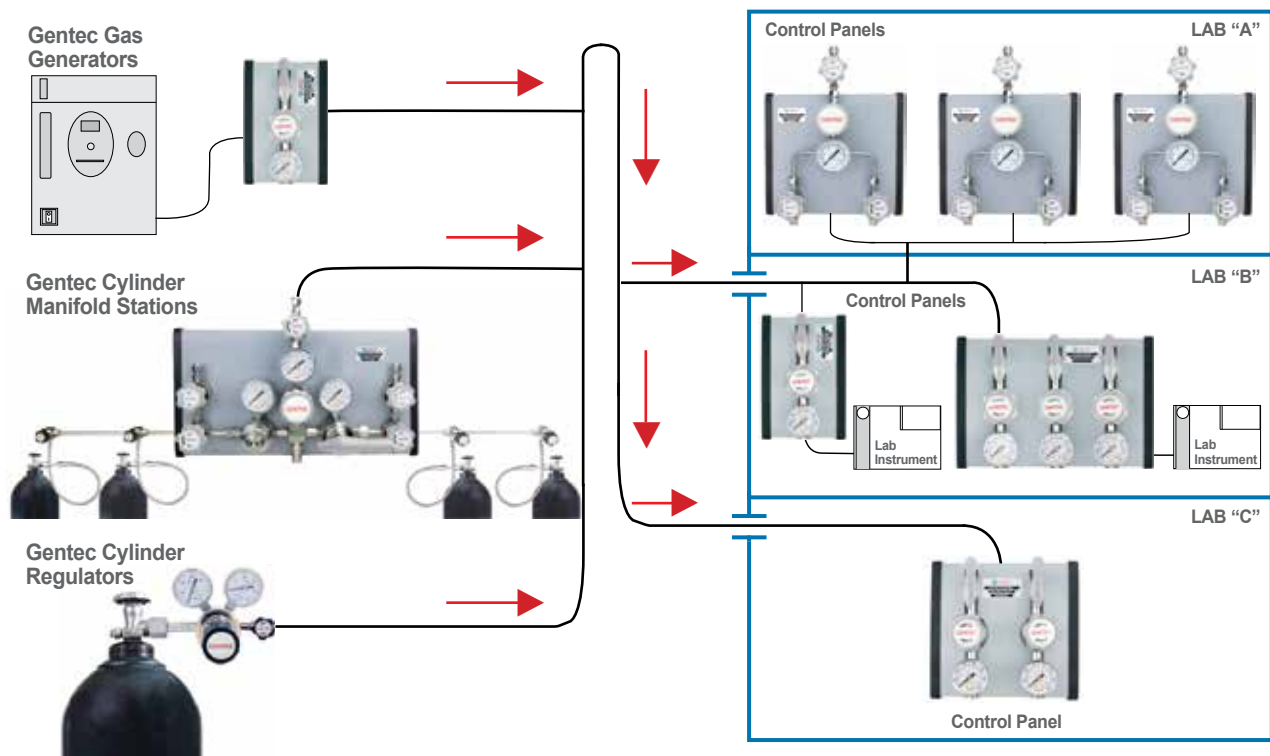
A more practical arrangement to eliminate or minimize these problems is to install point-of-use panels designed for dedicated gas service. A typical panel provides a means to control both delivery pressure and flowrate for a gas supplied to an instrument at the point of use. When required, traps can be included on panels as well. Where one instrument requires several gases, a panel can be designed to conveniently regulate the gases. The **4000/4200 Series** is an excellent solution.

Gas Delivery Systems

Three key areas of design will determine the quality of the gas performance in a laboratory operation.

1. **Source** of Supply = Dewars, Gas Cylinders, and Gas Generators
2. **Distribution** of Gas = Piping System
3. **Point of Use** Control of Delivery = Terminal Points

Gentec Gas Delivery systems are designed to provide safe, efficient and convenient gas control to the laboratory environment.



PSB/PSSL SERIES

Protocol Station

Specialty Gas Equipment



» PSSL-WD-C320-01-CV-S

Note: Gas Regulator sold separately.

GENTEC® PSB/PSSL Series is designed to provide safe, fast and simple cylinder exchanges by eliminating the direct connection between the gas regulator and cylinder.

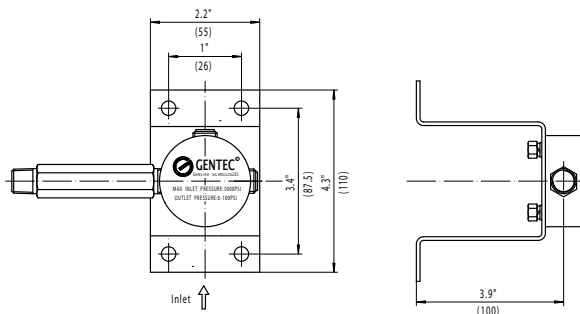
Product Features

- Bracket Mount fits both Single and Dual-Stage Regulators
- Multipoint Station Blocks are available in 316L Stainless Steel
- 3 ft Pigtailed with integral check valve option. 6 ft Pigtailed available
- Maximum inlet pressure: 3000 psig

Applications

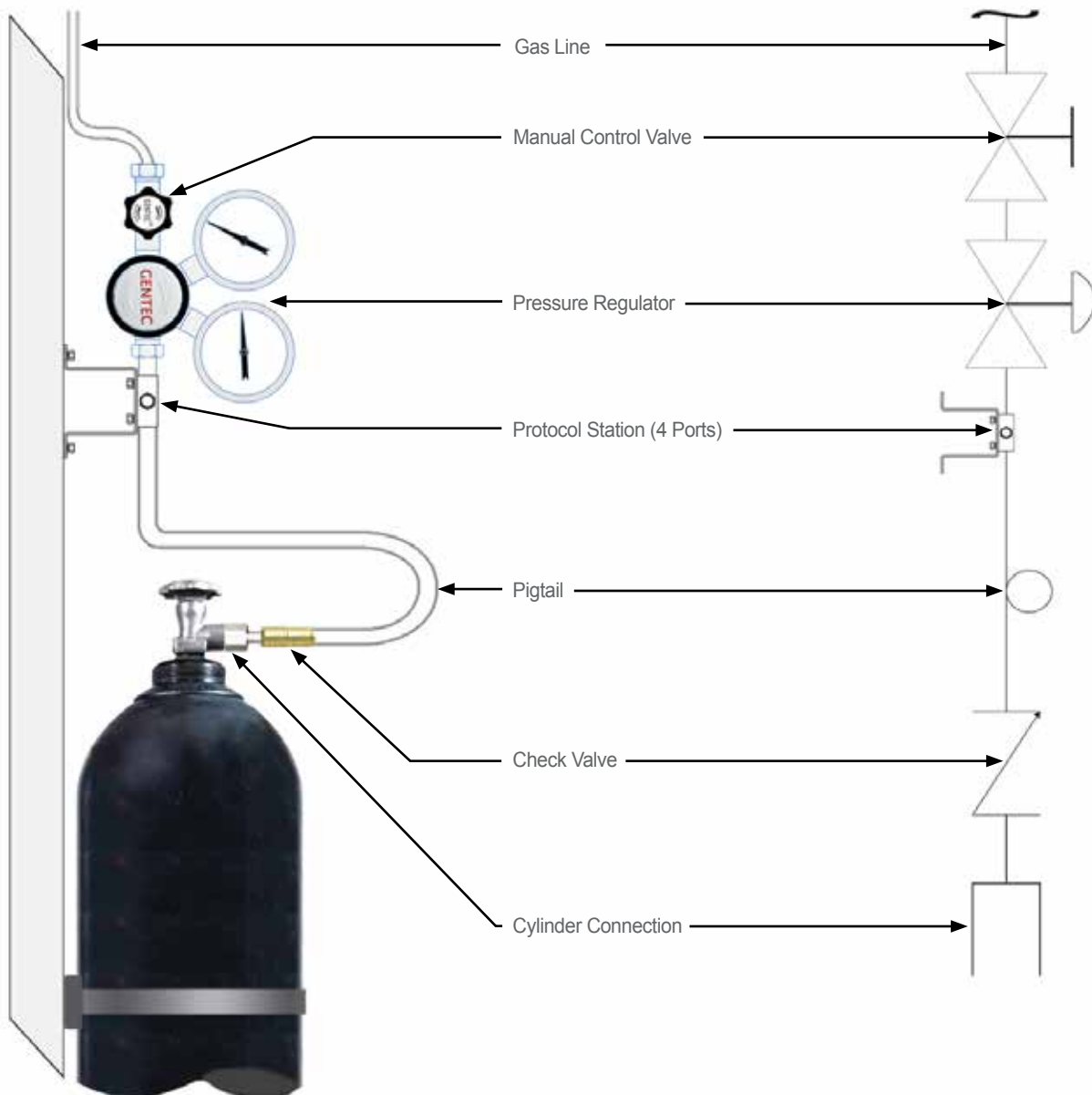
- Laboratories
- Supply of GC carrier gas/support gas
- Supply of calibration gases to on-line process analyzers, monitoring systems

Panel Mount



EX:PSB Series	W Bracket Style	D - Inlet Pressure (max.)	C320 - Inlet Connection	01 - Outlet Connection (to regulator)	CV - Check Valve	S Pigtail Option
PSB: Brass PSSL: 316L	W: Wall-Mount	D: 3000 psi	Pigtail C320: CGA320 C330: CGA330 C350: CGA350 Other Connections are Available No Pigtail 00: 1/4" NPT(M)	01: 1/4" NPT(M) No Extension Bar 00: 1/4" NPT(F)	CV: Check Valve Leave blank for no check valve	S: 316L T: Teflon

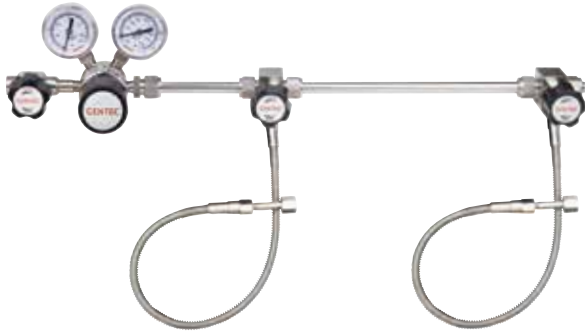
The PSB/PSSL Series Regulator Protocol Station can be modified to your needs. The special four (4) port manifold block enables one to configure a delivery system in a variety of ways.



110/120 SERIES

Single Header Manifold

Specialty Gas Equipment



» SL110A-100D-2R-C580-S

R21 Regulator Materials

• Stage	Single
• Body	316L Stainless Steel, Nickel-Plated Brass
• Bonnet	304, Nickel-Plated Brass
• Seat	PCTFE
• Diaphragm	316L Stainless Steel
• Spring	316

R22 Regulator Materials

• Stage	Single
• Body	316L Stainless Steel, Nickel-Plated Brass
• Bonnet	304, Nickel-Plated Brass
• Seat	PCTFE
• Diaphragm	316L Stainless Steel
• Spring	316

GENTEC® 110/120 Series offers a safe efficient method of connecting multiple cylinders to a common gas supply line to provide centralized distribution of gas for high purity delivery requirements.

Product Features

- 110 Series manifold system uses R21 regulator for low flow systems
- 120 Series manifold system uses R22 regulator for high flow systems
- Single line of cylinders, gas supply uninterrupted during cylinder change
- Piping is tested for pressure and leakage
- Wall mounts (optional)
- Diaphragm station valves (1 per cylinder station)
- 3 ft flex pigtail with integral check valve

Applications

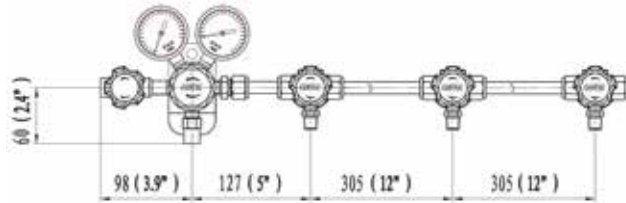
- Research Laboratories
- Manufacturing
- Pipeline

Specifications

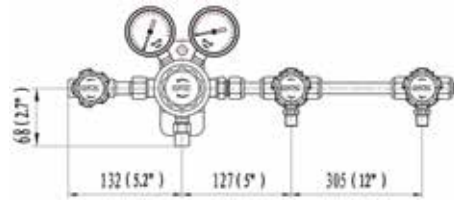
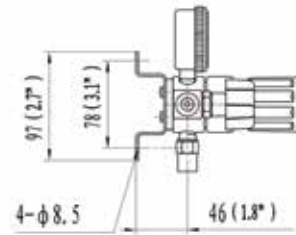
- **Maximum inlet pressure:** 3000 psig
- **Working temperature:** -40°F~165°F (-40°C~ 74°C)
- **Pipe:** 1/2" seamless stainless steel (BA grade)
- **Regulator leak rate:** 2 x 10⁻⁹ atm cc/sec He

* Regulator chosen at time of order

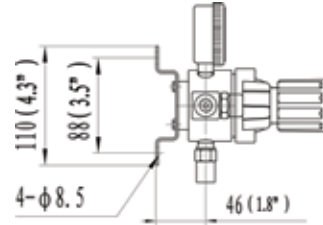
Dimensions



B110 / SL110 - R21 Regulator




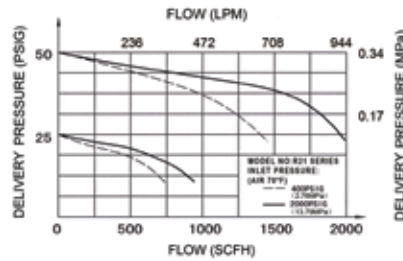
B120 / SL120 - R22 Regulator





Note: Mounting Bracket (GB-R1), additional charge

Flow Data

110 Series



120 Series



Ordering Information

EX: SL110	A -	50	D -	2	R -	C580 -	S -	1
	Layout	Max. Outlet Pressure	Outlet Connection	Stations	Stations	Inlet Connections	Pigtail	Options
<ul style="list-style-type: none"> • SL110 • SL120 • B110 • B120 	A: 12" standard	50: 50 psig 100: 100 psig 250: 250 psig	D: Diaphragm Valve 1/4" NPT(F) Leave Blank for No Valve	1 2 3 4 5	L: Left Side R: Right Side	Pigtail C320: CGA320 C346: CGA346 C350: CGA350 C510: CGA510 C540: CGA540 C580: CGA580 C590: CGA590 Other Connections are Available No Pigtail 00: 1/4" NPT(M)	S: 316L T: Teflon	1: Alarm Box 2: Flashback Arrestors 3: Filter R: Relief Valve Leave blank for no option

150/160 SERIES

Dual Headers Manifold

Specialty Gas Equipment



» SL150A-100D-2L-2R-580-S

R21 Regulator Materials

• Stage	Single
• Body	316L Stainless Steel, Nickel-Plated Brass
• Bonnet	304, Nickel-Plated Brass
• Seat	PCTFE
• Diaphragm	316L Stainless Steel
• Spring	316

R22 Regulator Materials

• Stage	Single
• Body	316L Stainless Steel, Nickel-Plated Brass
• Bonnet	304, Nickel-Plated Brass
• Seat	PCTFE
• Diaphragm	316L Stainless Steel
• Spring	316

GENTEC® 150/160 Series Manifold System is designed to supply High Purity Gas from one bank, then allow for manual switchover to the other bank after depletion of the bank. However, the switchover must be adjusted manually.

Product Features

- 150 Series manifold system uses R21 regulator for low flow systems
- 160 Series manifold system uses R22 regulator for high flow systems
- Dual line of cylinders avoid down time during cylinder change
- Diaphragm header valve on each side for cylinder changeover
- Piping is tested for pressure and leakage
- Wall mounts (optional)
- Diaphragm station valves (1 per cylinder station)
- 3 ft SS flex pigtail with integral check valve

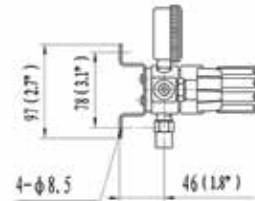
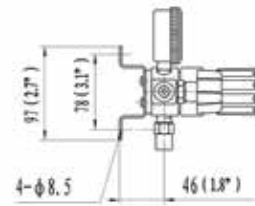
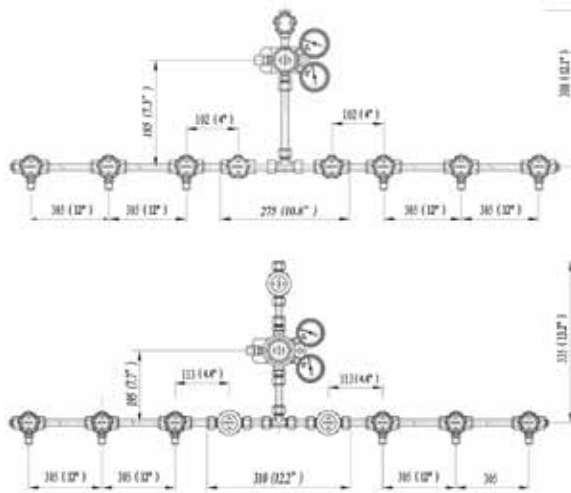
Applications

- Research Laboratory
- Test Laboratory
- Manufacturing

Specifications

- **Maximum inlet pressure:** 3000 psig
- **Temperature range:** -40°F~140°F (-40°C~ 60°C)
- **Pipe:** 1/2" seamless stainless steel (BA grade)
- **Flow rate:** see flow chart
- **Regulators** leak rate: 2×10^{-9} scc/sec Helium

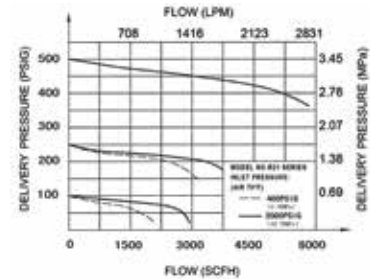
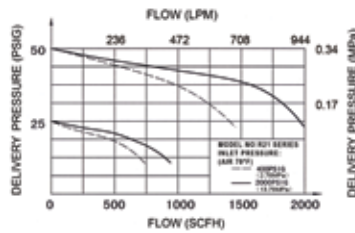
Dimensions



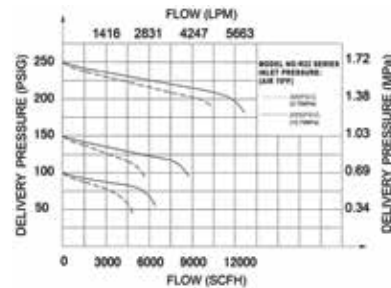

Note: Mounting Bracket (GB-R1), additional charge

Flow Data

150 Series



160 Series



Ordering Information

Series	Layout	Max. Outlet Pressure	Outlet Connections	Left Stations	Right Stations	Inlet Connections	Pigtail	Options
• B150 • B160 • SL150 • SL160	A: 12" Standard	50: 50 psig 100: 100 psig 250: 250 psig 500: 500 psig	D: Diaphragm Valve 1/4" NPT(F) Leave Blank for No Valve	1 2 3 4 5	1 2 3 4 5	Pigtail C330: CGA330 C350: CGA350 C510: CGA510 C540: CGA540 C580: CGA580 C660: CGA660 Other Connections are Available No Pigtail 00: 1/4" NPT(M)	S: 316L T: Teflon	1: Alarm 2: Flashback arrestors 3: Filter R: Relief Valve Leave blank for no options Can choose multiple options

210/220 SERIES

Semi-Automatic Switchover Manifold

Specialty Gas Equipment



» SL210A-150-D-C580-S

Note: Pigtails shown without header manifold.

R21 Regulator Materials

• Stage	Single
• Body	316L Stainless Steel, Nickel-Plated Brass
• Bonnet	304, Nickel-Plated Brass
• Seat	PCTFE
• Diaphragm	316L Stainless Steel
• Spring	316

R22 Regulator Materials

• Stage	Single
• Body	316L Stainless Steel, Nickel-Plated Brass
• Bonnet	304, Nickel-Plated Brass
• Seat	PCTFE
• Diaphragm	316L Stainless Steel
• Spring	316

GENTEC® 210/220 Series Semi-Automatic Manifold is designed for a continuous supply of High Purity Gases. It consists of a primary bank and a reserve bank of cylinders. Because of the differential pressure between the primary and reserve banks, the changeover takes place automatically when the primary bank is depleted to provide a continuous supply of gas from the reserve bank. However, in order to activate the next switchover, the regulators on both banks need to be readjusted upon changing the cylinders using the arrow indicator. Stable pressure output is provided by the second pressure regulator on the main line.

Product Features

- 210 series manifold system uses R21 regulator for low flow systems
- 220 series manifold system uses R22 regulator for high flow systems
- Pressure adjustment handle on regulator
- 3 ft flex pigtail with integral check valve
- Rear bracket mount

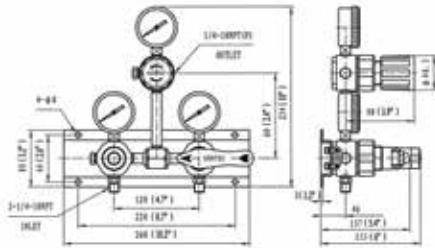
Applications

- Research Laboratories
- Gas and Liquid Chromatography
- Laser Gas Systems
- Purging System
- Zero & Calibration Gases
- Hydrocarbon Services

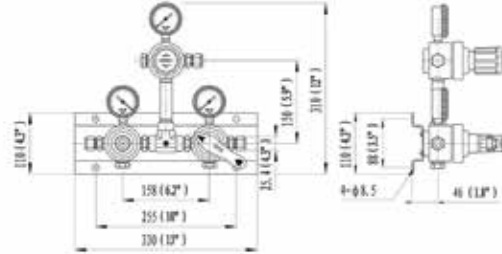
Specifications

- **Maximum inlet pressure:** 3000 psig
- **Working temperature:** -40°F~140°F (-40°C~ 60°C)
- **Manifold Pipe:** 1/2" seamless stainless steel (BA grade)
- **Flow Rate:** See chart
- **Inboard leakage:** 2 x 10⁻⁹ atm cc/sec He

Dimensions

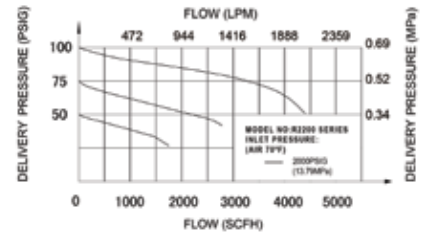

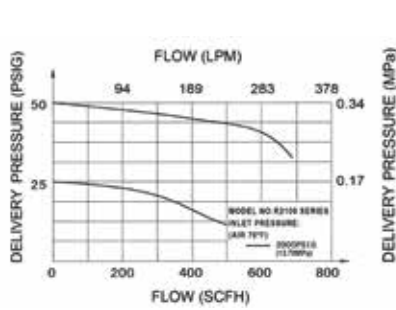


B210 / SL210



B220 / SL220

Flow Data



Ordering Information

EX:SL210	A -	150 -	D -			C580 -	S -	1
Series	Layout	Max. Outlet Pressure	Outlet Connection	Left Stations	Right Stations	Inlet Connections	Pigtail	Options
<ul style="list-style-type: none"> • B210 • B220 • SL210 • SL220 	A: 12" standard (Header Only)	50: 50 psig 100: 100 psig 150: 150 psig	D: Diaphragm Valve 1/4" NPT(F) Leave Blank for No Valve	1*	1*	Pigtail C320: CGA320 C350: CGA350 C540: CGA540 C580: CGA580 C590: CGA590 C660: CGA660 Other Connections are Available No Pigtail 00: 1/4" NPT(M)	S: 316L T: Teflon	1: Alarm 2: Flashback arrestors 3: Filter R: Relief valve Leave blank for no options Can choose multiple options

*Header manifold

P2400 SERIES

Semi-Automatic Switchover Manifold

Specialty Gas Equipment



» P2400SP-DHK

Note: Pigtailed ordered separately. Please see page 121.

Materials

• Body	Stainless Steel
• Seat	PU
• Panel	Aluminum
• Panel inlet connections	1/4" NPT
• Panel outlet connections	1/4" GENLOK

GENTEC® P2400 Series Specialty Gas Control Panel is a dual bank semi-automatic changeover system, providing a continuous supply without interrupting the system during cylinder(s) replacement. P2400 Series is designed with dual pressure reduction to provide steady outlet pressure and is applicable for purity gas usage in research laboratories, clean rooms and gas analyzing.

Product Features

- Switchover regulator with relief valve
- Regulator and pipe all through pressure and leakage test
- Easy-to-read 2" stainless steel pressure gauges

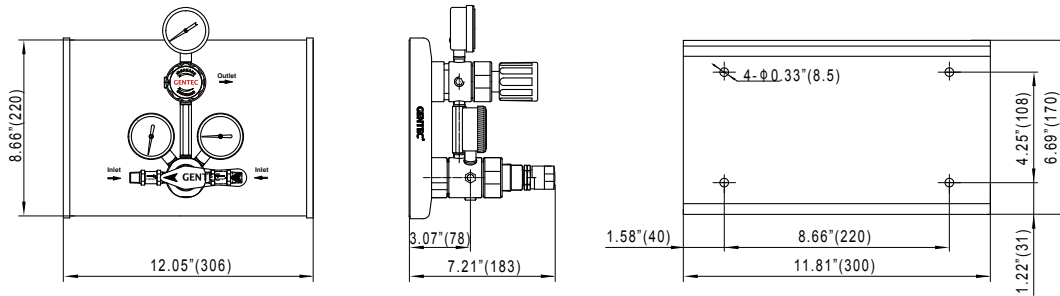
Applications

- Research Laboratories
- Gas and Liquid Chromatography
- Laser Gas Systems
- Purging System
- Zero & calibration gases
- Hydrocarbon Services

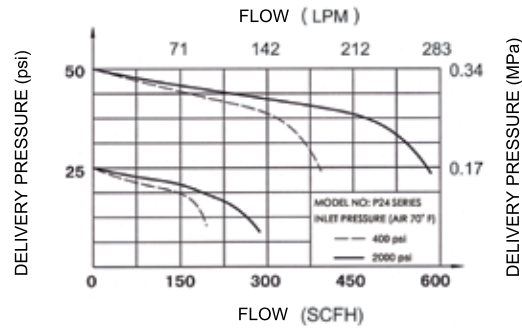
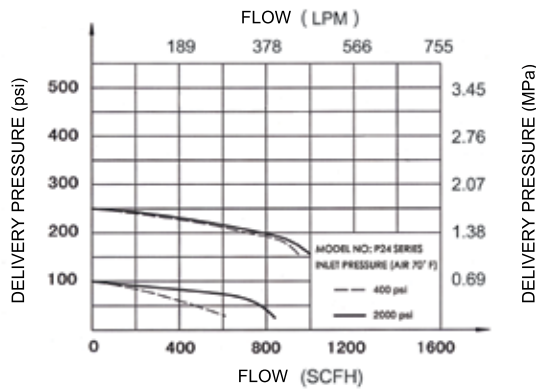
Specifications

- **Maximum inlet pressure:** 3000 psig
- **Maximum outlet pressure:** 150 psig
- **Operating temperature range:** -40°C to 74°C or -40°F to 165°F
- **Leak rate:** 2×10^{-8} atm.cc/sec He
- **Cv:** 0.06

Dimensions



Flow Data



Ordering Information

EX:P2400 Series	S Body	P - Seat	D Max. Inlet Pressure	H Max. Outlet Pressure	K - Gauge	C Options
• P2400:	S: Stainless steel	P: PU	D: 3000 psig	L: 25 psig K: 50 psig I: 100 psig H: 150 psig	K: psig / kPa P: psig / bar	C: Contact Gauge

PD3400 SERIES

Semi-Automatic Switchover Manifold

Specialty Gas Equipment



» **PD3416BK-DHK** (with optional vent valves)
Note: Pigtails ordered separately. Please see page 121.

Materials

• Body	Brass or Stainless Steel
• Seat	PCTFE
• Panel	Aluminum
• Panel inlet connections	1/4" MNPT
• Panel outlet connections	1/4" GENLOK

GENTEC® PD3400 Series Specialty Gas Control Panel is a Semi-Automatic Changeover System which provides for continuous gas supply without interrupting the system during cylinder changeout. When the primary bank is nearly depleted, a changeover will occur. The reserve bank will then begin to supply gas to the alternate cylinder. The inlet valve on each bank provides the user additional safety while replacing the cylinder(s) on the empty bank before the next changeover occurs. The HP vent valves may be used to purge the lines of any residual contamination. The line regulator executes a second stage pressure reduction, providing a consistent outlet pressure and flow. Available in both Brass and Stainless Steel.

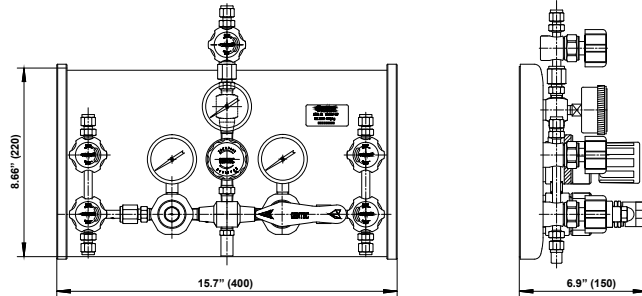
Product Features

- Panel Mounted
- Semi-Automatic Changeover
- Dual-stage pressure reduction minimizes pressure and flow fluctuation
- All components are mounted on a single panel for easy maintenance
- Diaphragm valve connections are orbital welded to minimize contamination and leakage. (Note: Stainless steel models only)

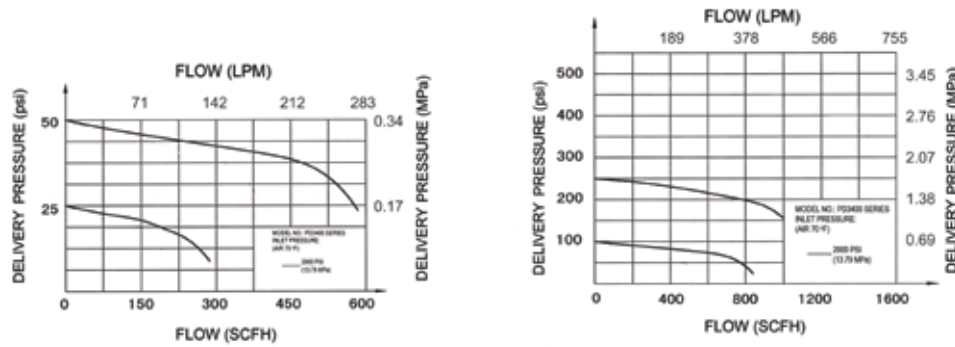
Specifications

- **Maximum inlet pressure:** 3000 psig
- **Maximum outlet pressure:** 150 psig
- **Operating temperature range:** -40°C to 74°C or -40°F to 165°F
- **Leak rate:** 2×10^{-8} atm.cc/sec He
- **Cv:** 0.08

Dimensions



Flow Data



Ordering Information

EX: PD34	1	6	S -	K -	D -	H	K -	V
Series	Diaphragm Valve Configuration	Inlet Connection	Body	Seat	Max. Inlet Pressure	Max. Outlet Pressure	Gauge	Options
• PD34:	1: Inlet/outlet/vent 3: Inlet/outlet	6: 1/4" MNPT	B: Brass S: Stainless steel	K: PCTFE	D: 3000 psig	K: 50 psig I: 100 psig H: 150 psig	K: psig / kPa P: psig / bar	Blank: Standard V: Waste gas disposal

SL250 SERIES

Automatic Switchover Manifold Systems

Specialty Gas Equipment



GENTEC® SL250 Series switchover system is designed with Gentec's R21SL Series pressure regulators to provide an uninterrupted supply of gas from two high pressure banks. The system automatically switches from the primary bank to the reserve bank without flow interruptions. An optional audible and visual alarm is available to power the indicator lights for the system.

» SL250A-100-2L-2R-C350-S



Product Features

- Weather proof enclosure
- R21SL Series Regulator
- Metal-to-Metal diaphragm of regulator
- Switch knob with arrow indicator
- Built-in relief valve
- 3 ft flex pigtail with integral check valve
- Optional Audible and Visual Alarm
- Wall mounts

Applications

- Biotech
- Research Laboratories
- Gas Chromatography

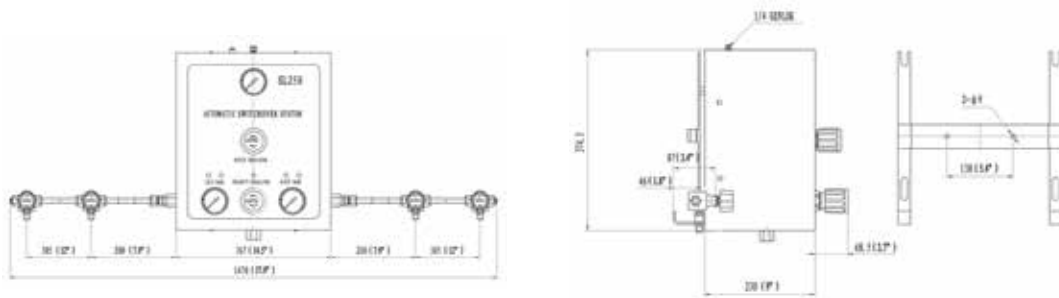
Regular Materials

• Body, filter	316L
• Diaphragm	316L
• Bonnet	304
• Seat	PCTFE


Specifications

- **Maximum inlet pressure:** 3000 psig
- **Maximum outlet pressure:** 250 psig
- **Working temperature:** -40°F~140°F (-40°C~ 60°C)
- **Pipe:** 1/2" seamless stainless steel (BA grade)
- **Inboard leakage:** 2×10^{-9} atm cc/sec Helium

Dimensions



Flow Data



Ordering Information

EX:SL250	A -	100 -		2L -	2R -	C350 -	S -	3
	Layout	Max. Outlet Pressure	Outlet Connection	Left Stations	Right Stations	Inlet Connections	Pigtail	Options
• SL250	A: 12" standard	50: 50 psig 100: 100 psig 250: 250 psig	D: Diaphragm Valve No Options: Blank	1 2 3 4 5 Blank for Box Only	1 2 3 4 5 Blank for Box Only	C320: CGA320 C350: CGA350 C540: CGA540 C580: CGA580 C590: CGA590 For other connections, please contact Gentec	S: 316L T: Teflon	1: Alarm 3: Flashback arrestors 4: Filter No options: Blank Can choose multiple options

P3200 SERIES

Manual Single-Bank Manifold

Specialty Gas Equipment



» P3216SK-DHK

Note: Pigtails ordered separately. Please see page 121.

Materials

• Body	Brass or Stainless Steel
• Seat	PCTFE
• Panel	Aluminum
• Panel inlet connections	1/4" MNPT
• Panel outlet connections	1/4" GENLOK

GENTEC® P3200 Series Manual Single-Bank Manifold is designed to provide accurate control of a variety of gases used in research laboratories, laser gas systems, process analyzers, etc. Vent valves can be integrated for purging to ensure maximum purity of gas and minimize contaminants. A check valve located in between the inlet pressure gauge and regulator at both sides ensures additional safety for the user(s). Available in both stainless steel and brass.

Product Features

- Single-bank gas supply
- 2" stainless steel pressure gauges
- All parts are mounted on a single panel for easy installation
- Inlet valve(s) for changing cylinder(s) are included. Outlet and Vent valves are optional
- Diaphragm valves include an easy to read status window (open/close)
- Integrated relief valve to ensure additional safety
- Diaphragm valve connections are orbital welded to minimize contamination and leakage. (Note: Stainless steel models only)

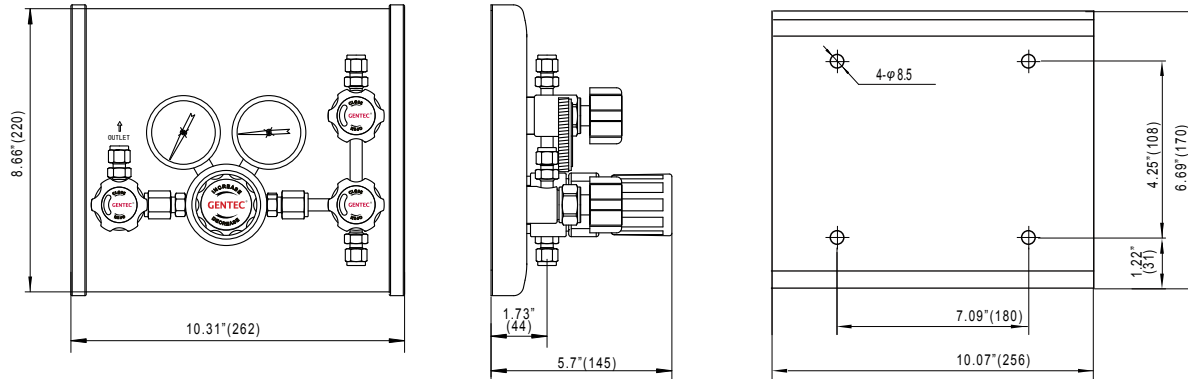
Applications

- Research Laboratories
- Gas and Liquid Chromatography
- Laser Gas Systems
- Purging System
- Zero & calibration gases
- Hydrocarbon Services

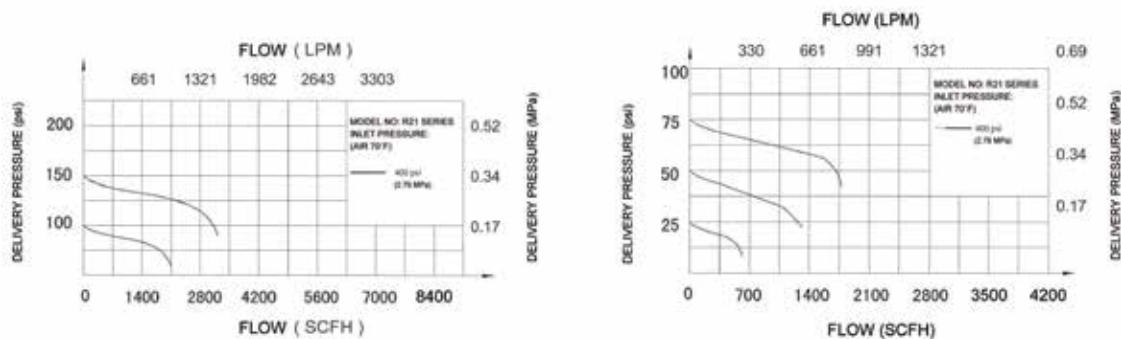
Specifications

- **Maximum inlet pressure:** 3000 psig
- **Maximum outlet pressure:** 150 psig
- **Operating temperature range:** -40°C to 74°C or -40°F to 165°F
- **Leak rate:** 2×10^{-8} atm.cc/sec He
- **Cv:** 0.14

Dimensions



Flow Data



Ordering Information

EX:P32	1	6	S	K -	D	H	K -	V
	Diaphragm Valve Configuration	Inlet Connection	Body	Seat	Max. Inlet Pressure	Max. Outlet Pressure	Gauge	Options
• P32:	1: Inlet/outlet/vent 3: Inlet/outlet	6: 1/4" MNPT	B: Brass S: Stainless steel	K: PCTFE	D: 3000 psig	L: 25 psig K: 50 psig I: 100 psig H: 150 psig	K: psig / kPa P: psig / bar	Blank: Standard V: Waste gas disposal

P3300 SERIES

Manual Dual-Bank Manifold

Specialty Gas Equipment



» P3316SK-DHK

Note: Pigtailed ordered separately. Please see page 121.

Materials

• Body	Brass or Stainless Steel
• Seat	PCTFE
• Panel	Aluminum
• Panel inlet connections	1/4" MNPT
• Panel outlet connections	1/4" GENLOK

GENTEC® P3300 Series Manual Dual-Bank Manifold is designed to provide accurate control of a variety of gases used in research laboratories, laser gas systems, process analyzers, etc. Vent valves can be integrated for purging to ensure maximum purity of gas and minimize contaminants. A check valve located in between the inlet pressure gauge and regulator at both sides ensures additional safety for the user(s). Available in both stainless steel and brass.

Product Features

- Dual-bank gas supply
- 2" stainless steel pressure gauges
- All parts are mounted on a single panel for easy installation
- Inlet valve(s) for changing cylinder(s) are included. Outlet and vent valves are optional
- Diaphragm valves include an easy to read status window (open/close)
- Integrated relief valve to ensure additional safety
- Diaphragm valve connections are orbital welded to minimize contamination and leakage. (Note: Stainless steel models only)

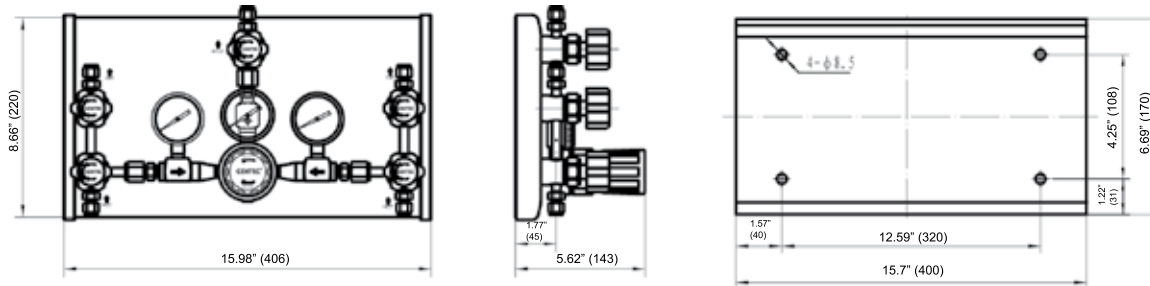
Applications

- Research Laboratories
- Gas and Liquid chromatography
- Laser gas systems
- Purging system
- Zero & calibration gases
- Hydrocarbon services

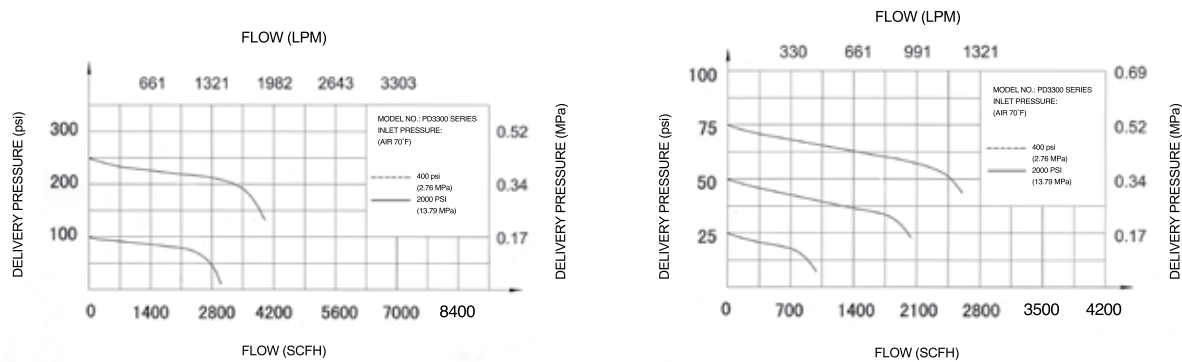
Specifications

- **Maximum inlet pressure:** 3000 psig
- **Maximum outlet pressure:** 150 psig
- **Operating temperature range:** -40°C to 74°C or -40°F to 165°F
- **Leak rate:** 2×10^{-8} atm.cc/sec He
- **Cv:** 0.14

Dimensions



Flow Data



Ordering Information

EX:P33	1	6	S	K -	D	H	K -	V
	Diaphragm Valve Configuration	Inlet Connection	Body	Seat	Max. Inlet Pressure	Max. Outlet Pressure	Gauge	Options
• P33:	1: Inlet/outlet/vent 3: Inlet/outlet	6: 1/4" MNPT	B: Brass S: Stainless steel	K: PCTFE	D: 3000 psig	L: 25 psig K: 50 psig I: 100 psig H: 150 psig	K: psig / kPa P: psig / bar	Blank: Standard V: Waste gas disposal

P6210S SERIES

Gas Panel -1 Valve

Specialty Gas Equipment



» P6210S-DIP

Materials

• Valves	Stainless Steel with PCTFE Seat, Diaphragm Type
• Relief Valve	Stainless Steel with Viton O-Rings
• Regulator	Stainless Steel with PCTFE Seat, Single Stage
• Gauges	Stainless Steel
• Tubing & Fittings	Stainless Steel
• Flex or Rigid Hose	Stainless Steel
• Back Plate	Aluminum Alloy

GENTEC® P6210 Series Panel offers a regulator, an on/off process valve, and a pipe away relief valve. The panel is designed for inert gases where purging is not required.

Product Features

- Material of construction: Stainless Steel
- Regulator: Stainless Steel with PCTFE Seat, Single Stage
- Full-Turn Diaphragm Valve
- One Valve (1V) Panel
- Built-in relief valve
- All components mounted on an 11" H x 11" W Steel Panel
- Options: Excess Flow Valve (EFV), Emergency Shut Off Valve (ESO), Excess Flow Switch (EFS)

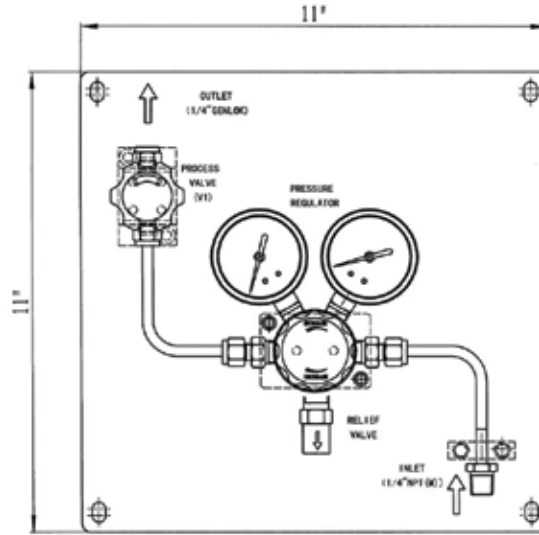
Applications

- Research Laboratories
- Manufacturing
- Power Plants

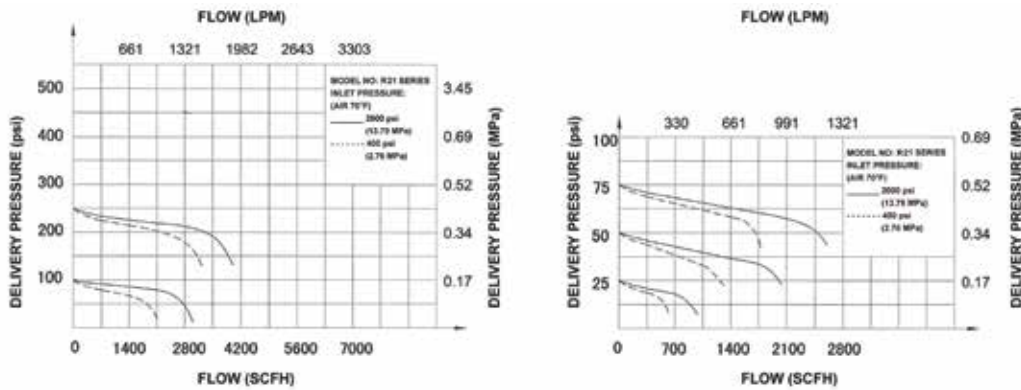
Specifications

- **Inlet connection:** 1/4" NPT(M)
- **Outlet connection:** 1/4" OD Compression Fitting, SS (GENLOK)
- **Inlet:** 3000 psig maximum
- **Outlet:** 250 psig maximum
- **Operating Temp:** -40°F to 165°F
- **Leak Rate:** 2×10^{-8} atm cc/sec He
- **Cv:** 0.14
- **Options:** ESO, EFV, EFS

Dimensions



Flow Data



Ordering Information

EX:P6210S- Series	D Inlet Pressure	I Delivery Pressure	P - Gauge Unit	C580 - Inlet Connections	S - Pigtail	11 - Outlet Connection	ESO Options
• P6210S	D: 3000 psig	L: 25 psig I: 100 psig G: 250 psig	K: psig / kPa P: psig / bar	Pigtail C320: CGA320 C326: CGA326 C346: CGA346 C540: CGA540 C580: CGA580 C590: CGA590 No Pigtail 00: 1/4" NPT(M)	S: 316L T: Teflon	11: 1/4" GENLOK	Blank: None EFV* ESO** EFS***

*Excess Flow Valve (EFV), **Emergency Shut-off Valve (ESO), ***Excess Flow Switch (EFS)

P621TS SERIES

Gas Panel-1 Valve with T Purge

Specialty Gas Equipment



» P621TS-DIP

Materials

• Valves	Stainless Steel with PCTFE Seat, Diaphragm Type
• Relief Valve	Stainless Steel with Viton O-Rings
• Check Valve	Stainless Steel with Viton O-Rings
• Regulator	Stainless Steel with PCTFE Seat, Single Stage
• Gauges	Stainless Steel
• Tubing & Fittings	Stainless Steel
• Flex or Rigid Hose	Stainless Steel
• Back Plate	Aluminum Alloy

GENTEC® P621T Series Panel offers a regulator, on/off process valve, and tee-purge. The panel is designed for inert gases where purging may be required. The tee-purge provides the ability to purge the panel with an inert gas before and after the cylinder exchange.

Product Features

- Material of construction: Stainless Steel
- Regulator: Stainless Steel with PCTFE Seat, Single Stage
- Full-Turn Diaphragm Valves
- One (1V) Panel + Tee Purge
- Inlet Tee Purge designed to maintain purity in a system during cylinder change-out
- All components mounted on an 11" H x 11" W Steel Panel
- Options: EFV, ESO, EFS

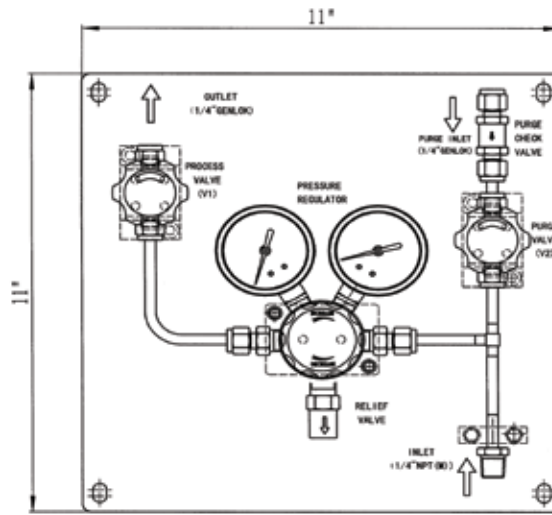
Applications

- Research Laboratories
- Manufacturing
- Power Plants

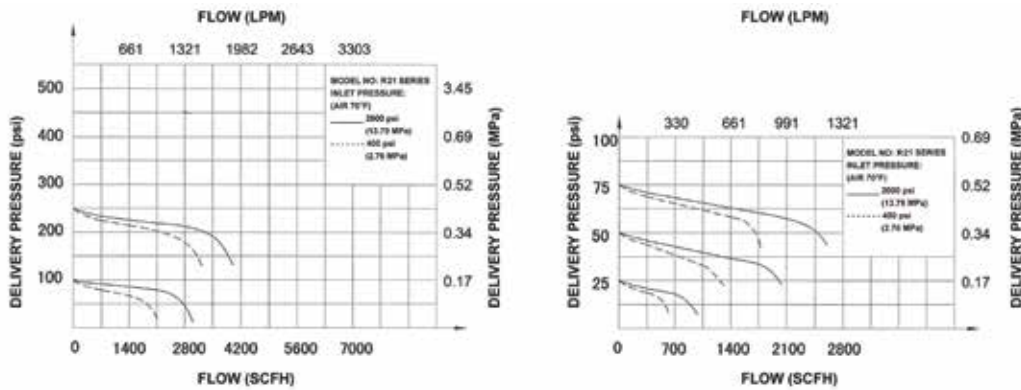
Specifications

- **Inlet connection:** 1/4" NPT(M)
- **Outlet connection:** 1/4" OD Compression Fitting, SS (GENLOK)
- **Purge Inlet:** 1/4" OD Compression Fitting, SS (GENLOK)
- **Inlet:** 3000 psig maximum
- **Outlet:** 250 psig maximum
- **Operating Temp:** -40°F to 165°F
- **Leak Rate:** 2×10^{-8} atm cc/sec He
- **Cv:** 0.14
- **Options:** ESO, EFV, EFS

Dimensions



Flow Data



Ordering Information

EX:P621TS- Series	D Inlet Pressure	I Delivery Pressure	P - Gauge Unit	C580 - Inlet Connections	S - Pigtail	11 - Purge/Outlet Connection	ESO Options
• P621TS	D: 3000 psig	L: 25 psig I: 100 psig G: 250 psig	K: psig / kPa P: psig / bar	Pigtail C320: CGA320 C326: CGA326 C346: CGA346 C540: CGA540 C580: CGA580 C590: CGA590 No Pigtail 00: 1/4" NPT(M)	S: 316L T: Teflon	11: 1/4" GENLOK	Blank: None EFV* ESO** EFS***

*Excess Flow Valve (EFV), **Emergency Shut-off Valve (ESO), ***Excess Flow Switch (EFS)

P621CS SERIES

Gas Panel-2 Valve with Cross Purge

Specialty Gas Equipment



» P621CS-DIP

Materials

• Valves	Stainless Steel with PCTFE Seat, Diaphragm Type
• Check Valve	Stainless Steel with Viton O-Rings
• Regulator	Stainless Steel with PCTFE Seat, Single Stage
• Gauges	Stainless Steel
• Tubing & Fittings	Stainless Steel
• Flex or Rigid Hose	Stainless Steel
• Back Plate	Aluminum Alloy

GENTEC® P621C Series Panel offers a regulator, on/off process valve, a pipe away relief valve and cross purge. The panel is designed for semi-corrosive gases where purging is required. The cross purge provides deep purge of the panel from cylinder to the outlet.

Product Features

- Material of construction: Stainless Steel
- Regulator: Stainless Steel with PCTFE Seat, Single Stage
- Full-Turn Diaphragm Valves
- Two-Valve (2V) Panel + Cross Purge
- Inlet Cross Purge designed to maintain purity in a system during cylinder change-out
- All components mounted on an 11" H x 14" W Steel Panel
- Options: EFV, ESO, EFS

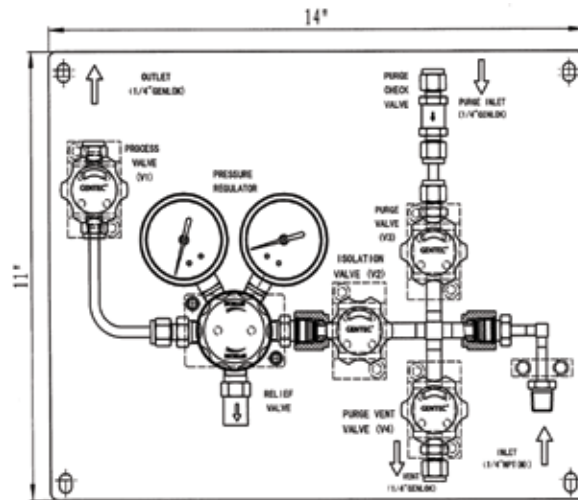
Applications

- Research Laboratories
- Semiconductor
- Aerospace

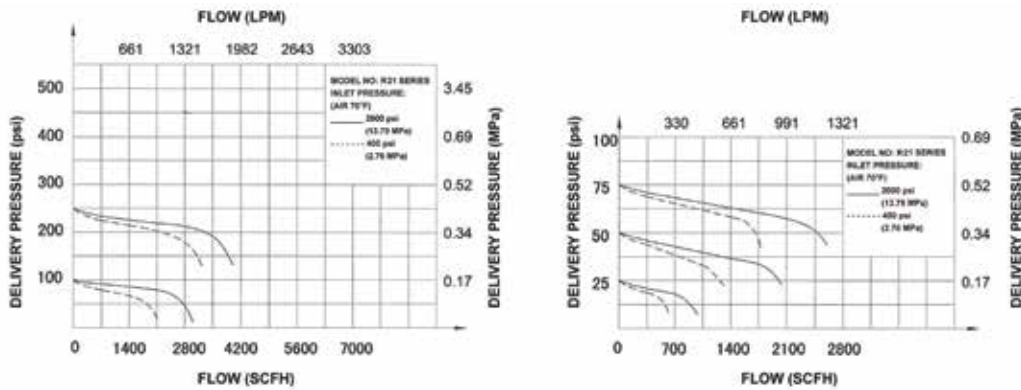
Specifications

- **Inlet connection:** 1/4" NPT(M); Option 1/4" VCR(M)
- **Outlet connection:** 1/4" OD Compression Fitting, SS (GENLOK); Option 1/4" VCR(M)
- **Purge Inlet:** 1/4" OD Compression Fitting, SS (GENLOK); Option 1/4" VCR(M)
- **Vent outlet:** 1/4" OD Compression Fitting, SS (GENLOK); Option 1/4" VCR(M)
- **Inlet:** 3000 psig maximum
- **Outlet:** 250 psig maximum
- **Operating Temp:** -40°F to 165°F
- **Leak Rate:** 2×10^{-8} atm cc/sec He
- **Cv:** 0.14
- **Options:** ESO, EFV, EFS

Dimensions



Flow Data



Ordering Information

EX:P621CS- Series	D Inlet Pressure	I Delivery Pressure	P - Gauge Unit	C580 - Inlet Connection	S - Pigtail	11 - Purge/Outlet/Vent Connection	ESO Options
• P621CS	D: 3000 psig	L: 25 psig I: 100 psig G: 250 psig	K: psig / kPa P: psig / bar	Pigtail C320: CGA320 C326: CGA326 C350: CGA350 C510: CGA510 C540: CGA540 C580: CGA580 C590: CGA590 No Pigtail 00: 1/4" NPT(M) 92: 1/4" VCR(M)	S: 316L T: Teflon	11: 1/4" GENLOK 92: 1/4" VCR(M)	Blank: None EFV* ESO** EFS***

*Excess Flow Valve (EFV), **Emergency Shut-off Valve (ESO), ***Excess Flow Switch (EFS)

P6230S SERIES

Gas Panel-3 Valve

Specialty Gas Equipment



» P6230S-DIP

Materials

• Valves	Stainless Steel with PCTFE Seat, Diaphragm Type
• Relief Valve	Stainless Steel with Viton O-Rings
• Check Valve	Stainless Steel with Viton O-Rings
• Regulator	Stainless Steel with PCTFE Seat, Single Stage
• Gauges	Stainless Steel
• Tubing & Fittings	Stainless Steel
• Flex or Rigid Hose	Stainless Steel
• Back Plate	Aluminum Alloy

GENTEC® P6230 Series Panel offers a regulator, on/off process valve and a high pressure vent valve which provides purging contaminant caused by cylinder changes. The panel is designed for non-toxic, non-corrosive gases that require additional purging. The vent line is protected from back flow by a check valve downstream of the vent.

Product Features

- Material of construction: Stainless Steel
- Regulator: Stainless Steel with PCTFE Seat, Single Stage
- Full-Turn Diaphragm Valves
- One (3V) Panel
- All components mounted on an 11" H x 11" W Steel Panel
- Options: EFV, ESO, EFS

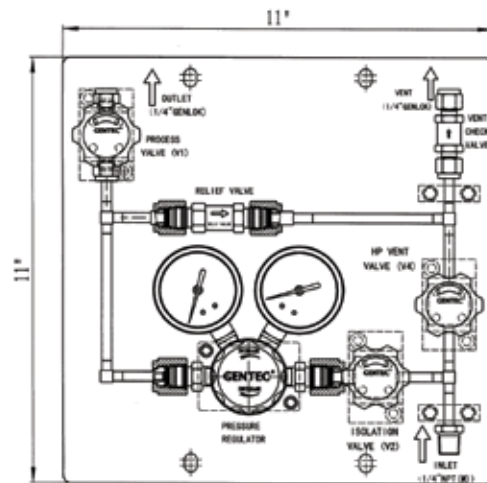
Applications

- Research Laboratories
- Semiconductor
- Aerospace

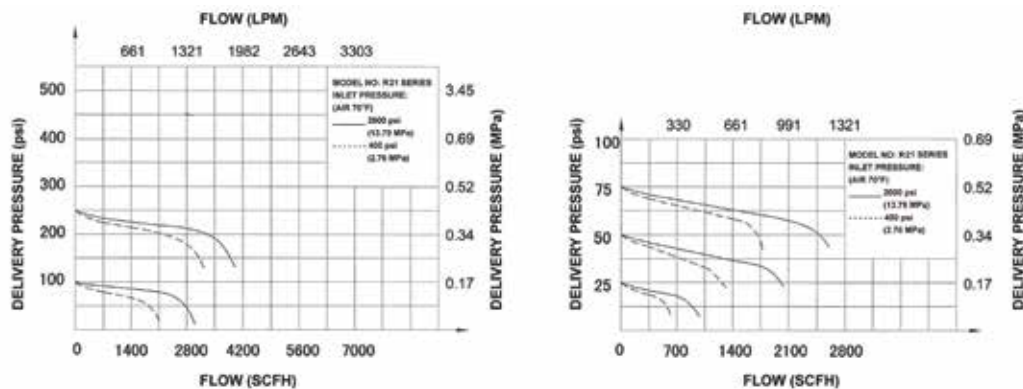
Specifications

- **Inlet connection:** 1/4" NPT(M); Option 1/4" VCR(M)
- **Outlet connection:** 1/4" OD Compression Fitting, SS (GENLOK); Option 1/4" VCR(M)
- **Vent outlet:** 1/4" OD Compression Fitting, SS (GENLOK); Option 1/4" VCR(M)
- **Inlet:** 3000 psig maximum
- **Outlet:** 250 psig maximum
- **Operating Temp:** -40°F to 165°F
- **Leak Rate:** 2×10^{-8} atm cc/sec He
- **Cv:** 0.14
- **Options:** ESO, EFV, EFS

Dimensions



Flow Data



Ordering Information

EX:P6230S- Series	D Inlet Pressure	I Delivery Pressure	P - Gauge Unit	C580 - Inlet Connections	S - Pigtail	11 - Outlet/Vent Connection	ESO Options
• P6230S	D: 3000 psig	L: 25 psig I: 100 psig G: 250 psig	K: psig / kPa P: psig / bar	Pigtail C320: CGA320 C326: CGA326 C350: CGA350 C510: CGA510 C540: CGA540 C580: CGA580 C590: CGA590 No Pigtail 00: 1/4" NPT(M) 92: 1/4" VCR(M)	S: 316L T: Teflon	11: 1/4" GENLOK 92: 1/4" VCR(M)	Blank: None EFV* ESO** EFS***

*Excess Flow Valve (EFV), **Emergency Shut-off Valve (ESO), ***Excess Flow Switch (EFS)

P6250S SERIES

Gas Panel-5 Valve

Specialty Gas Equipment



» P6250S-DIP

Materials

• Valves	Stainless Steel with PCTFE Seat, Diaphragm Type
• Relief Valve	Stainless Steel with Viton O-Rings
• Check Valve	Stainless Steel with Viton O-Rings
• Regulator	Stainless Steel with PCTFE Seat, Single Stage
• Gauges	Stainless Steel
• Tubing & Fittings	Stainless Steel
• Flex or Rigid Hose	Stainless Steel
• Back Plate	Aluminum Alloy

GENTEC® P6250 Series Panel offers a regulator, on/off process valve, and low pressure and high pressure vent valves. The panel is designed for toxic, semi-corrosive and flammable gases that require additional purging. This 5V panel is the 3V panel with a low pressure vent valve, which provides extra safety during the purging process. The vent line is protected from back flow by a check valve downstream of the vent.

Product Features

- Material of construction: Stainless Steel
- Regulator: Stainless Steel with PCTFE Seat, Single Stage
- Full-Turn Diaphragm Valves
- One (5V) Panel
- All components mounted on an 11" H x 14" W Steel Panel
- Options: EFV, ESO, EFS

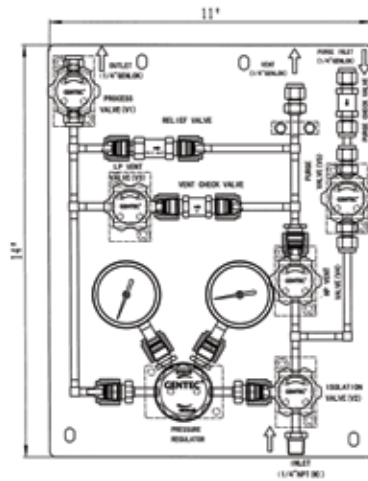
Applications

- Research Laboratories
- Aerospace
- Semiconductor
- Laboratories

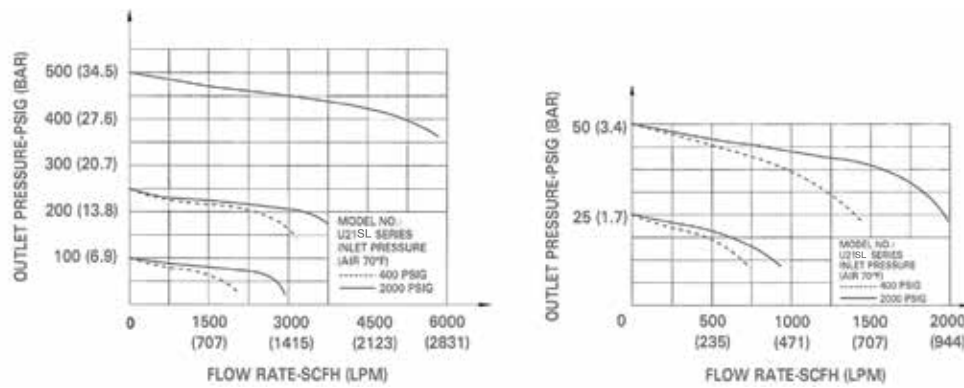
Specifications

- **Inlet connection:** 1/4" NPT(M); Option 1/4" VCR(M)
- **Outlet connection:** 1/4" OD Compression Fitting, SS (GENLOK); Option 1/4" VCR(M)
- **Purge Inlet:** 1/4" OD Compression Fitting, SS (GENLOK); Option 1/4" VCR(M)
- **Vent outlet:** 1/4" OD Compression Fitting, SS (GENLOK); Option 1/4" VCR(M)
- **Inlet:** 3000 psig maximum
- **Outlet:** 250 psig maximum
- **Operating Temp:** -40°F to 165°F
- **Leak Rate:** 2×10^{-8} atm cc/sec He
- **Cv:** 0.14
- **Options:** ESO, EFV, EFS

Dimensions



Flow Data



Ordering Information

EX:P6250S- Series	D Inlet Pressure	I Delivery Pressure	P - Gauge Unit	C580 - Inlet Connections	S - Pigtail	11 - Purge/Outlet/Vent Connection	ESO Options
• P6250S	D: 3000 psig	L: 25 psig I: 100 psig G: 250 psig	K: psig / kPa P: psig / bar	Pigtail C320: CGA320 C326: CGA326 C330: CGA330 C350: CGA350 C510: CGA510 C540: CGA540 C580: CGA580 C590: CGA590 C660: CGA660 No Pigtail 00: 1/4" NPT(M) 92: 1/4" VCR(M)	S: 316L T: Teflon	11: 1/4" GENLOK 92: 1/4" VCR(M)	Blank: None EFV* ESO** EFS***

*Excess Flow Valve (EFV), **Emergency Shut-off Valve (ESO), ***Excess Flow Switch (EFS)

P625VS SERIES

Gas Panel-5 Valve with Venturi

Specialty Gas Equipment



» P625VS-DIP

Materials

• Valves	Stainless Steel with PCTFE Seat, Diaphragm Type
• Relief Valve	Stainless Steel with Viton O-Rings
• Check Valve	Stainless Steel with Viton O-Rings
• Regulator	Stainless Steel with PCTFE Seat, Single Stage
• Gauges	Stainless Steel
• Tubing & Fittings	Stainless Steel
• Flex or Rigid Hose	Stainless Steel
• Back Plate	Aluminum Alloy

GENTEC® P625VS Series Panel offers a regulator, on/off process valve, and low pressure and high pressure vent valves. The panel is designed for toxic, semi-corrosive and flammable gases that require additional purging. This 5V panel is the 3V panel with a low pressure vent valve which provides extra safety during the purging process. The vent line is protected from back flow by a check valve downstream of the vent. The Venturi provides high flow vacuum evacuation during purging process.

Product Features

- Material of construction: Stainless Steel
- Regulator: Stainless Steel with PCTFE Seat, Single Stage
- Full-Turn Diaphragm Valves
- One (5V) Panel + Venturi
- All components mounted on an 14" H x 11" W Steel Panel
- Options: EFV, ESO, EFS

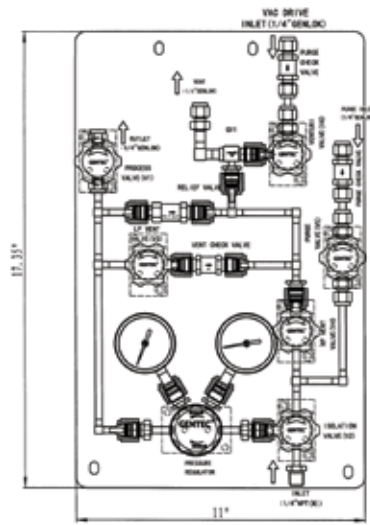
Applications

- Research Laboratories
- Semiconductor
- Laboratories

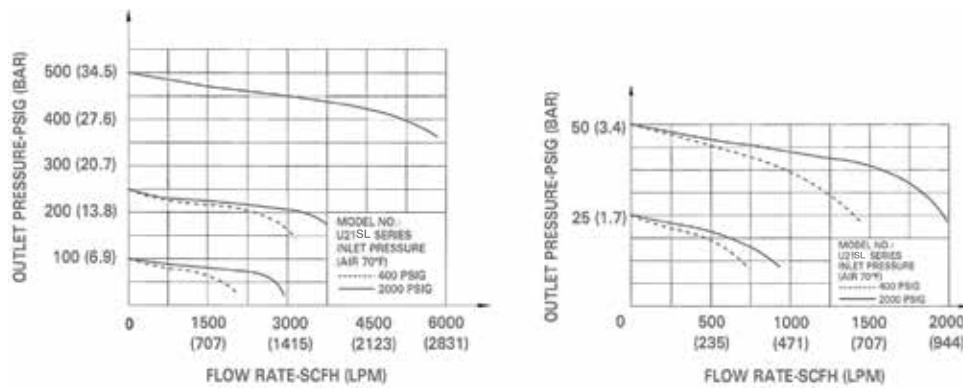
Specifications

- **Inlet connection:** 1/4" NPT(M); Option 1/4" VCR(M)
- **Purge Inlet:** 1/4" OD Compression Fitting, SS (GENLOK); Option 1/4" VCR(M)
- **Outlet connection:** 1/4" OD Compression Fitting, SS (GENLOK); Option 1/4" VCR(M)
- **Vent outlet:** 1/4" OD Compression Fitting, SS (GENLOK); Option 1/4" VCR(M)
- **Venturi Inlet:** 1/4" OD Compression Fitting
- **Inlet:** 3000 psig maximum
- **Outlet:** 250 psig maximum
- **Operating Temp:** -40°F to 165°F
- **Leak Rate:** 2×10^{-8} atm cc/sec He
- **Cv:** 0.14
- **Options:** ESO, EFV, EFS

Dimensions



Flow Data



Ordering Information

EX:P625VS- Series	D Inlet Pressure	I Delivery Pressure	P - Gauge Unit	C580 - Inlet Connections	S - Pigtail	11 - Purge/Outlet/Vent Connection	ESO Options
• P625VS	D: 3000 psig	L: 25 psig I: 100 psig G: 250 psig	K: psig / kPa P: psig / bar	Pigtail C320: CGA320 C326: CGA326 C330: CGA330 C350: CGA350 C510: CGA510 C540: CGA540 C580: CGA580 C590: CGA590 C660: CGA660 No Pigtail 00: 1/4" NPT(M) 92: 1/4" VCR(M)	S: 316L T: Teflon	11: 1/4" GENLOK 92: 1/4" VCR(M)	Blank: None EFV* ESO** EFS***

*Excess Flow Valve (EFV), **Emergency Shut-off Valve (ESO), ***Excess Flow Switch (EFS)



GC-7100

GC-7200



GC-7300

GENTEC® Gas Safety Cabinets are designed for safety and ease of access to hazardous gases. The Gas Safety Cabinets meet or exceed Semiconductor S2-93 and International Fire Code (IFC) guidelines.

Features

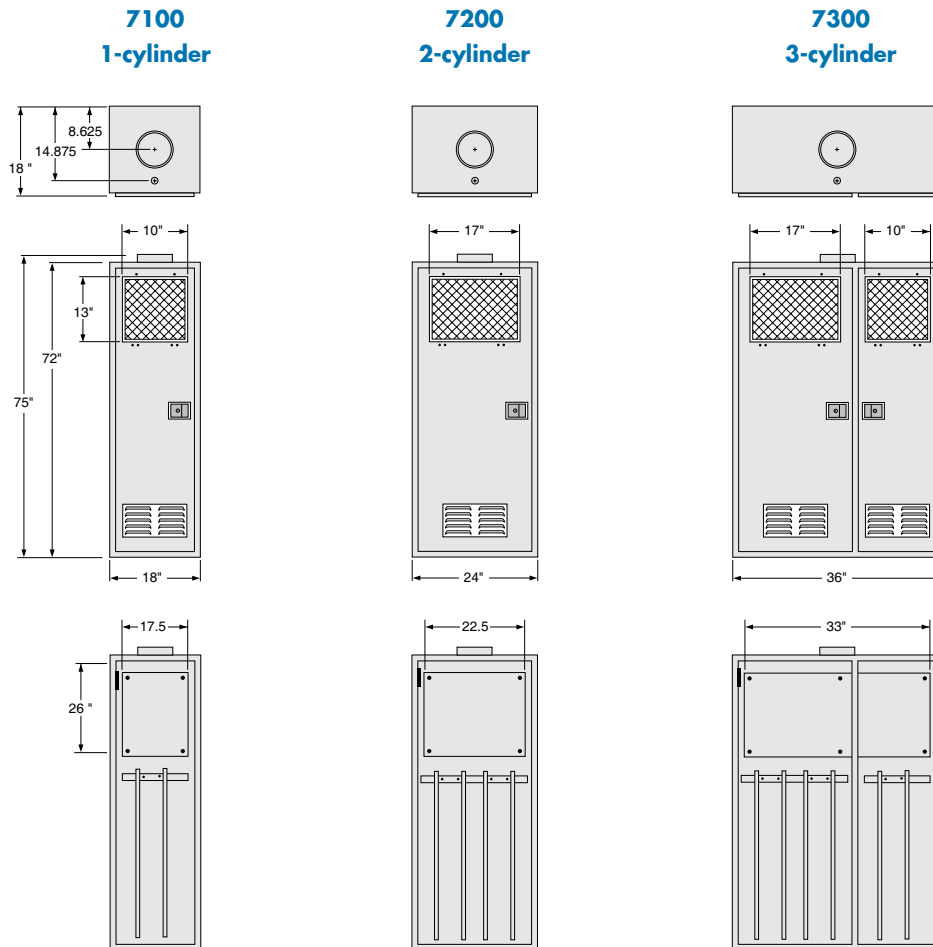
- Door and window latch and close automatically
- 1/4" wire reinforced safety glass
- All welded construction 11 Gauge steel
- Louvers at bottom of door
- Flush mounted stainless steel paddle latch
- Adjustable brackets for precise pigtail alignment
- Exhaust vent located on top of cabinet is 6" diameter x 3" high
- Removable white back panels mount to inside rear cabinet
- Cylinder brackets accommodate 7" to 9" diameter cylinders
- 165°F sprinkler head on top of cabinet with bees wax coating
- Epoxy painted exterior texture with smooth interior finish

Specifications

Part Number	Cabinet	Height	Depth	Width	Exhaust Diameter*	Ship Weight
GC-7100	1 Cylinder	75"	18"	18"	6"	275 lbs
GC-7200	2 Cylinder	75"	18"	24"	6"	325 lbs
GC-7300	3 Cylinder	75"	18"	36"	6"	450 lbs

*Please call Gentec® for custom exhaust sizes. Install and exhaust connection by others.

Dimensions



Options

- Adjustable shelves
- Dome roof configurations
- Keyed door latch
- Air intake filter
- Custom colors
- Rubber floor mat

P4200 SERIES

Point-of-Use Gas Control Panel

Specialty Gas Equipment



» P4231SL-IK-D12D12

Note: Pigtails ordered separately. Please see page 121.

Materials

• Body	Stainless Steel
• Bonnet	316L
• Seat	PCTFE
• Diaphragm	316L Stainless Steel
• Adjusting Knob	ABS Plastic

GENTEC® P4200 Series Point-of-Use Gas Control Panel is designed for accurate control of gases in downstream applications. Control panels come in configurations ranging from one outlet point to multiple outlet points.

Product Features

- Designed for “Research Grade” terminal gas control
- Terminal gas regulation provides end-users with consistent pressure and flow
- Easy-to-read 2” stainless steel pressure gauges
- Single panel configuration for easy installation
- Valves are available in three types: ball valves, diaphragm valves, and needle valves

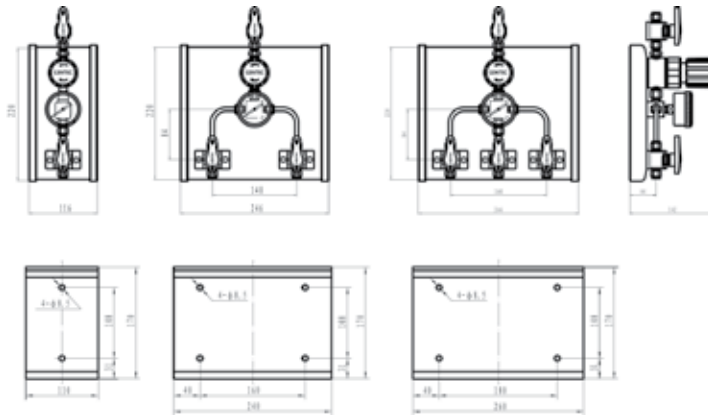
Applications

- Research Laboratories
- Test Laboratories
- Gas Chromatography

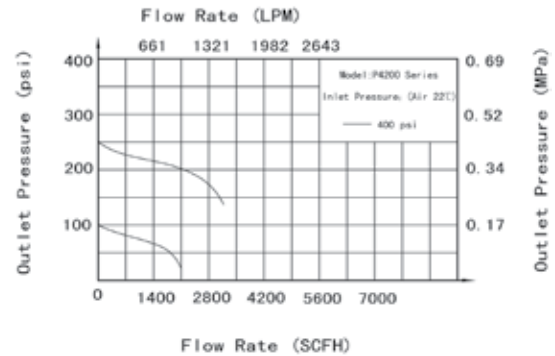
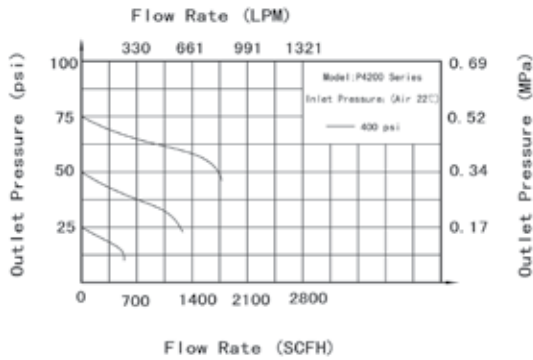
Specifications

- Maximum outlet pressure: 100 psig
- Temperature range: -40°F~165°F (-40°C~ 74°C)
- Leakage across seat : 2×10^{-8} sccs He
- Cv: 0.14

Dimensions



Flow Data



Ordering Information

EX: P42	3	1 -	SL -	I	K -	D	12	D	12
Series	Inlet / Outlet Connection	No. of Terminals	Material	Max. Pressure	Gauge	Inlet Valves	Inlet Connection Type	Outlet Valves	Outlet Connection Type
• P42	1: One inlet / one outlet 2: One inlet / two outlets 3: One inlet / three outlets	1: One	SL: Stainless steel	L: 25 psig K: 50 psig I: 100 psig	K: psig / kPa P: psig / bar	B: Ball D: Diaphragm N: Needle	11: 1/8" GENLOK 12: 1/4" GENLOK 31: 1/8" NPT(F) 32: 1/4" NPT(F) More connections available upon request	B: Ball D: Diaphragm N: Needle	11: 1/8" GENLOK 12: 1/4" GENLOK 31: 1/8" NPT(F) 32: 1/4" NPT(F) More connections available upon request

P4400 SERIES

Point-Of-Use Gas Control Panel

Specialty Gas Equipment



» P4412B-HK-B81W81

Note: Pigtails ordered separately. Please see page 121.

Materials

• Body	Chrome-plated brass
• Bonnet	316L
• Seat	PCTFE
• Diaphragm	316L Stainless Steel
• Adjusting Knob	ABS Plastic

GENTEC® P4400 Series Point-Of-Use Gas Control Panel is designed for accurate control of gases in low flow applications. Regulator, pressure gauge, and ball valve have been forged as one piece to minimize the possibility of leaks. This series of control panels comes in one or multiple terminals to meet a wide range of requirements and applications. Please see ordering information for more options.

Product Features

- Designed for downstream control
- Easy-to-read 2" stainless steel pressure gauges
- Single body minimizes point of leaks and contamination
- Adjustable outlet pressure
- Single panel configuration for easy installation

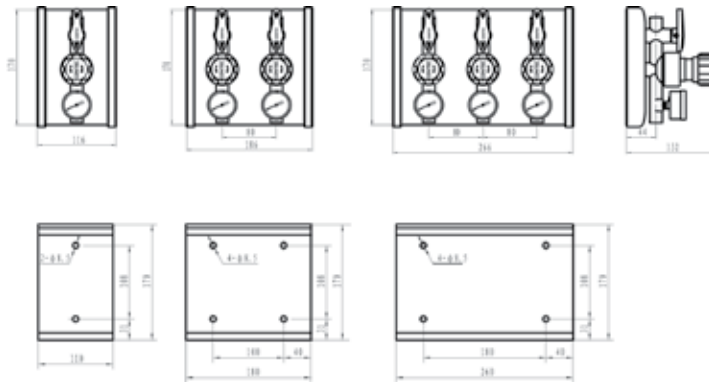
Applications

- Research Laboratories
- Test Laboratories
- Gas Chromatography

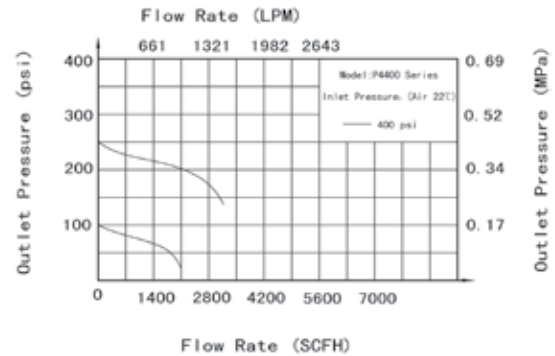
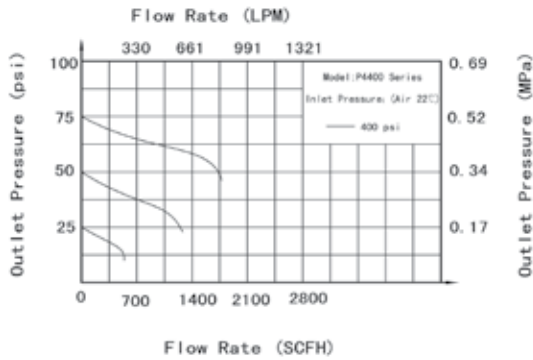
Specifications

- **Maximum outlet pressure:** 50/100/150 psig
- **Temperature range:** -40°F~165°F (-40°C~ 74°C)
- **Leakage across seat :** 2×10^{-8} sccs He
- **Cv:** 0.14

Dimensions



Flow Data



Ordering Information

EX: P44	1	2	B -	H	K -	B	81	W	81
Series	Inlet / Outlet Connection	No. of Terminals	Material	Max. Pressure	Gauge	Inlet Valves	Inlet Connection Type	Outlet Valves	Outlet Connection Type
• P44	1: One inlet / one outlet	1: One 2: Two 3: Three	B: Chrome-plated brass	K: 50 psig I: 100 psig H: 150 psig	K: psig / kPa	B: Ball W: None	31: 1/8" NPT(F) 32: 1/4" NPT(F) More connections available upon request	W: None	31: 1/8" NPT(F) 32: 1/4" NPT(F) More connections available upon request

HYDROGEN GENERATOR

G200, G400, G600

Specialty Gas Equipment



» G200

The G Series Hydrogen Generators are designed to offer a pure source of hydrogen for your GC Application, for Flame Ionization Detection (FID) or Carrier Gas.

Product Features

Safety - Forced air ventilation and self-checks for internal leaks prevent hazardous situations. Automatic shut-down on pressure build-up

High Purity - Hydrogen suitable for FID and most carrier gas applications

Reliable - Advanced ion exchange membrane technology for a long and trouble-free generator life

Mobile - Flexibility to position generator where required

Simple Installation - Generator designed with touch screen display

Savings

- Eliminate H₂ gas cylinders
- Eliminate cylinder rental fees
- Eliminate the use of flammable gas from a cylinder

Specifications

Part Number	G200	G300	G600
Flow Rate*	200 cc/min	400 cc/min	600 cc/min
Technologies Employed	Proton Exchange Membrane (PEM) solid electrolyte, maintenance and caustic-free		
Output Pressure	2 to 8 barg / 30 to 116 psig		
Purity	99.9999% (H ₂ O < 5 ppmv, O ₂ < 1 ppmv)		
Water Supply	Deionized, ASTM Type II, > 1 MegOhm-cm (< 1 micro Siemen/cm)		
Electrical Supply	115 / 230VAC ± 10%, 50/60 Hz		
Ingres Protection Supply	IP 20		
Environmental Moisture	80%, no condensation		
Maximum Altitude	200 m / 6560 ft above sea level		
Dimensions	14.5" (H) x 20.5" (W) x 9" (D) / 36.8 cm (H) x 52 cm (W) x 5 cm (D)		
Weight	67 lbs / 30 kg		
Applications	Gas Chromatography, detector feed FID, NPD, FPD, TCD, HWD or supply carrier gas		

* Measured at standard conditions



» **N341M**

The N341M Nitrogen Generator is proven solution for customers requiring nitrogen for their LCMS application. Extensive testing of the generator by Mass Spec manufacturers throughout the development process guarantees the best nitrogen solution for your LCMS.

Product Features

Independent - No external compressor required

Intelligent - High Duty and service indication

Quiet - Insulated compressor compartment for minimum disruption

Mobile - The generator is supplied with caster wheels for easy mobility

Economical - More cost effective than any other gas supply method

Convenient - Gas on demand, no health hazards, no need to worry about running out of gas

Specifications

Part Number	N341M
Flow Rate	up to 34 SLPM
Purity	up to 99.9%
Technologies Employed	Membrane
Output Pressure	7 barg / 100 psig
Suspended Liquids	None
Phthalates	Constructed with phthalate free material
Air Compressor	Yes
Electrical Supply	230 VAC \pm 10%, 50/60 Hz
Ingres Protection Rating	IP20
Operating Temperature	40°F to 104°F / 5°C to 40°C
Ambient Humidity	\leq 70%, non-condensing
Maximum Altitude	2000 m / 6560 ft above sea level
Dimensions	34" (H) x 20" (W) x 24" (D) / 86.4 cm (H) x 61 cm (W) x 61 cm (D)
Weight	200 lbs / 91 kg
Applications	LC-MS E, sample preparation

NITROGEN GENERATOR

N34M, N60M, N120M

Specialty Gas Equipment



» N34M

The N34M Series Nitrogen Generator is designed specifically for use as flame gas for GC Applications, which require zero air for operation.

Product Features

Durable - Few moving parts with minimum maintenance requirements

Single Source Solution - One generator can cater to the requirements of multiple applications

Economical - More cost effective than any other gas supply method

Convenient - Gas on demand, no health hazards, no need to worry about running out of gas

Specifications

Part Number	N34M	N60M	N120M
Flow Rate	34 SLPM	60 SLPM	120 SLPM
Purity	up to 99.9%		
Technologies Employed	Membrane		
Output Pressure	7 barg / 100 psig		
Suspended Liquids	None		
Phthalates	Constructed with phthalate free material		
Index Protection Rating	IP 20		
Air Input Characteristics	Particulate $\leq 0.1 \text{ mg/m}^3$ ($\leq 0.1 \text{ }\mu\text{m}$) Oil vapors $\leq 0.01 \text{ mg / m}^3$ Moisture $\leq 3^\circ\text{C}$ dew point (ISO8573-12010, class 4) Minimum pressure 7.5 barg / 110 psig Maximum pressure 10 barg / 145 psig		
Air Compressor	No		
Operating Temperature	40°F to 104°F / 5°C to 40°C		
Ambient Humidity	$\leq 70\%$, non-condensing		
Maximum Altitude	2000 m / 6560 ft above sea level		
Dimensions	36" (H) x 12" (W) x 7 1/2" (D) / 91.4 cm (H) x 30.5 cm (W) x 19.1 cm (D)		
Weight	43 lbs / 19.5 kg	46 lbs / 20.9 kg	57 lbs / 25.9 kg
Applications	LC-MS E, sample preparation		



» **AIR A5**

The Air A5 Zero Air Generator is proven solution for customers requiring nitrogen for their LCMS application. Extensive testing of the generator by mass spec manufacturers throughout the development process guarantees the best nitrogen solution for your LCMS.

Product Features

Mobile - Flexibility to position generator where required, even under standard lab bench, the generator is supplied with caster wheels for easy mobility

Economical - More cost effective than any other gas supply method

Convenient - Gas on demand, no health hazards, no need to worry about running out of gas


Specifications

Part Number	A5	A20
Flow Rate	5 SLPM	20 SLPM
Technologies Employed	Catalytic Reactor	
Input/Output Pressure	0 to 10 barg / 0 to 145 psig	
Purity: Total Hydrocarbons Residual with Catalyser	< 1 ppm	
Air Input and Output Characteristics	Particle $\leq 0.1 \text{ mg/m}^3$ ($\leq 0.01 \text{ }\mu\text{m}$) Oil Vapors $\leq 0.01 \text{ mg/m}^3$ Moisture $\leq 3^\circ\text{C}$ dew point in pressure	
Air Compressor	No	
Electrical Supply	230 VAC $\pm 10\%$ 50/60 Hz	
Ingres Protection Rating	IP 20	
Operating Temperature	40°F to 104°F / 5°C to 40°C	
Environmental Moisture	$\leq 80\%$, no condensation	
Maximum Altitude	2000 m / 6560 ft above sea level	
Dimensions	13.8" (H) x 7.9" (W) x 6.3" (D) / 35 cm (H) x 20 cm (W) x 16 cm (D)	
Weight	13.2 lbs / 6 kg	
Applications	For GC FID, THC, NOX, BTX and SOX	

BS3100 SERIES

Back-up Control Panel

Specialty Gas Equipment



» BS3110SL-45-DKK-00

Note: Pigtails ordered separately. Please see page 121.

Materials

• Body	Brass or Stainless Steel
• Regulator inlet/outlet port	1/4" NPT(F)
• Cylinder inlet connection	CGA
• Inlet valve body	Stainless Steel
• Check valve body	Stainless Steel

GENTEC® BS3100 Series Generator Back-up Control Panel, a hybrid control system, has the gas generator as the primary source of gas supply and the cylinder as the reserve. The automatic changeover provides a continuous gas supply without interrupting the system during generator maintenance. When the pressure of the generator drops below a preset value, the cylinder will begin to supply gas to the system. The line regulator executes a second stage pressure reduction, providing a consistent outlet pressure and flow. This series is available in both stainless steel and brass.

Product Features

- Hybrid dual-bank gas supply and automatic changeover
- Dual-stage pressure reduction to minimize pressure and flow fluctuation
- Inlet valves allow the user to isolate either source of gas supply for maintenance
- The integrated check valve ensures system safety

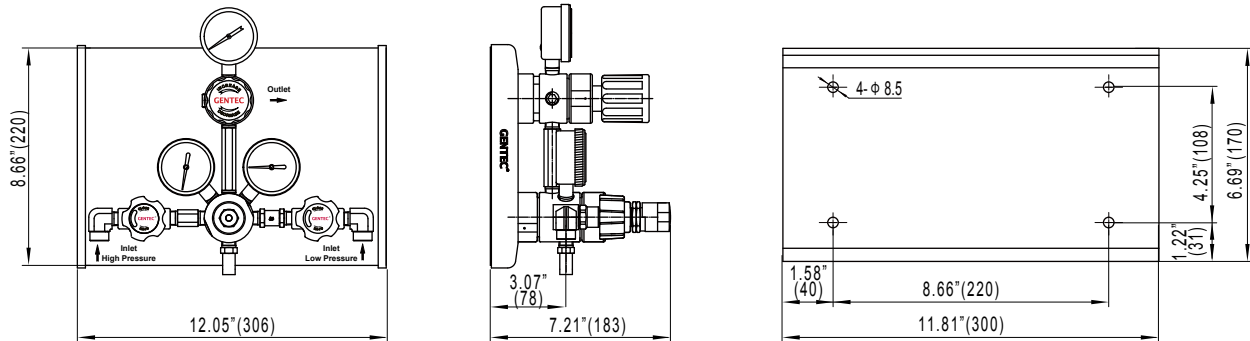
Applications

- Gas Chromatography
- Test Laboratories

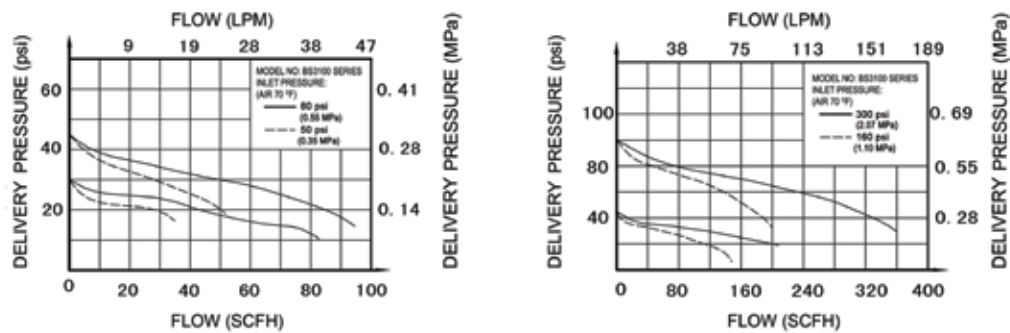
Specifications

- **Maximum generator side inlet pressure:** 380 psig
- **Maximum cylinder side inlet pressure:** 3000 psig
- **Outlet pressure range:** 0-45 psig
- **Maximum flow:** 60 SLPM
- **Temperature range:** -40°F~165°F (-40°C~ 74°C)
- **Leakage across seat :** 2×10^{-8} atm.cc/sec He
- **Changeover pressure:** as selected by customer(s)

Dimensions



Flow Data



Ordering Information

EX: BS31	1	0	SL -	45 -	D	K	K -	00
Series	Primary Supply Max. Pressure	Inlet / Outlet Connection	Material	Max. Outlet Pressure	Backup Cylinders Pressure	Preset Pressure	Gauge	Backup Cylinder Inlet Connection
• BS31	1: 85 psig 2: 180 psig 3: 380 psig	0: No vent valves 1: Vent valves	SL: Stainless Steel B: Brass	45: 45 psig	D: 3000 psig F: 500 psig	K: 50 psig I: 100 psig H: 150 psig	K: psig / kPa P: psig / bar	00: 1/4" NPT(F) C350: CGA350 C590: CGA590 More connections available upon request

ACCESSORIES

Brackets and Pigtails

Specialty Gas Equipment

Wall-Mount & Cylinder Brackets



SS-GMB-7G



CB-1C

CB-1



GMB-R1



GMB-R6

Model Number	
CB-1	Wall Bracket, Strap
CB-1C	Wall Bracket, Strap and Chain
SS-GMB-7G	Wall Mount Bracket: 1/2"
SS-GMB-7H	Wall Mount Bracket: 3/8"
SS-GMB-7I	Wall Mount Bracket: 1/4"
GMB-R1	R21, R22 Bracket
GMB-R6	R11, R12, R14, R15, R21, R22, R44 Bracket

Note: Use with Header Manifolds.

Pigtails



- Designed for use between cylinder and piping system
- Max. Pressure: GFPT and GFPS Series, 3000 psi; GRPS Series, 4500 psi
- Temp. Range: GFPS and GRPS Series, -325°F to 850°F (-200°C to 454°C); GFPT, -65°F to 450°F (-53°C to 230°C)
- Oxygen Service: Meets CGA G4.1 Specifications for cleanliness

GRPS - Series	C330 - Inlet Connections	CV - Options	00 - Outlet Connections
GRPS: Stainless Steel Rigid Pigtail	00: 1/4" NPT(F) C330: CGA330 C350: CGA350 C510: CGA510 C540: CGA540 C580: CGA580 C660: CGA660	Blank: None CV: with Check Valve* FA: with Flashback Arrestor	00: 1/4" NPT(F) VF: 1/4" Female FSR OD: 1/4" Tube

GFPT Series	24 - Length	C330 - Inlet Connections	CV - Options	00 Outlet Connections
GFPT: Stainless Steel Flexible Pigtail with Teflon Insert	24: 24" 36: 36"	00: 1/4" NPT(F) C330: CGA330 C350: CGA350 C510: CGA510 C540: CGA540 C580: CGA580 C660: CGA660	Blank: None CV: with Check Valve FA: with Flashback Arrestor	00: 1/4" NPT(F)
GFPS: Stainless Steel Flexible Pigtail with Stainless Steel Insert				

* Check valve available with threaded pigtail assembly only.

Gas Pressure Alarm

- Connect to a Pressure Switch or Contact Gauge
- LED display 1, 2, and 4 gases
- Audible alarm
- Visual alarm
- Mute button
- Connection cords for alarm
- Voltage: 110VAC or 220VAC (optional)



SGPA-1-110
Monitors One (1)
Gas



SGPA-2-110
Monitors Two (2)
Gases



SGPA-4-110
Monitors Four (4)
Gases

Header Bars

- Modular design for easy installation and future expansion
- Outlet connections are available in both GENLOK tube fitting and FSR fittings
- Maximum inlet pressure of 3000 psi
- 100% tested to ensure there are no leaks

Materials

- **Pipe** OD 1/2", 316L seamless stainless steel tubing (BA grade)
- **Connector** 316
- **Diaphragm valve** 316L diaphragm, PCTFE seat, 316L body



GSM L-212D-FNT4-TF8-12



GSM R-212D-FNT4-TF8-12

Ordering Information

GSM Series	R Configuration L: Left	2 Stations	12 Station Spacing	D - Station Valve Configuration	FNT4 - Inlet Connection	TF8 - Outlet Connection	12 Spacer
GSM: Stainless Steel	R: Right L: Left	2/3/5	12:12" Custom made, please specify	W: None D: Diaphragm valve	FNT4*: 1/4" NPT(F) NT4: 1/4" NPT(M) VM4: 1/4" FSR(M)	FNT4: 1/4" NPT(F) NT8: 1/2" NPT(M) TF8: 1/2" GENLOK VSF8: 1/2" FSR(M)	6: 6" spacer 12: 12" spacer

ACCESSORIES

Gauges & Electronic Contact Gauges

Specialty Gas Equipment

Gauges



G20SL
Low Mount (LM)



GR20SL
Back Mount (BM)

- Designed for use with regulator
- Easy control of outlet flow

Series	Specs.	Wetted	Casing	Connection
G20P (LM)		Brass	Chrome-Plated Brass	1/4" NPT
G20SL (LM)		316L	316L	1/4" NPT
GR20SL (BM)		316L	316L	1/4" NPT

2", PSI/kPa Dual Scale, Lower Mount			
Model Number		Maximum Scale PSI/kPa	Entry
Chrome Plated Brass	Stainless Steel		
G20PV-30-P/K	G20SLV-30-P/K	-30in.Hg/30/200	LM
G20PV-60-P/K	G20SLV-60-P/K	-30in.Hg/60/400	LM
G20PV-100-P/K	G20SLV-100-P/K	-30in.Hg/100/700	LM
G20PV-150-P/K	G20SLV-150-P/K	-30in.Hg/100/1000	LM
G20PV-200-P/K	G20SLV-200-P/K	-30in.Hg/200/1400	LM
G20PV-300-P/K	G20SLV-300-P/K	-30in.Hg/300/2000	LM
G20P-30-P/K	G20SL-30-P/K	30/200	LM
G20P-60-P/K	G20SL-60-P/K	60/400	LM
G20P-100-P/K	G20SL-100-P/K	100/700	LM
G20P-160-P/K	G20SL-160-P/K	160/1100	LM
G20P-200-P/K	G20SL-200-P/K	200/1400	LM
G20P-300-P/K	G20SL-300-P/K	300/2000	LM
G20P-600-P/K	G20SL-600-P/K	600/4000	LM
G20P-1000-P/K	G20SL-1000-P/K	1000/7000	LM
G20P-1500-P/K	G20SL-1500-P/K	1500/10000	LM
G20P-2000-P/K	G20SL-2000-P/K	2000/14000	LM
G20P-3000-P/K	G20SL-3000-P/K	3000/20000	LM
G20P-4000-P/K	G20SL-4000-P/K	4000/28000	LM
G20P-6000-P/K	G20SL-6000-P/K	6000/40000	LM

2", PSI/bar Dual Scale, Lower Mount			
Model Number		Maximum Scale PSI/bar	Entry
Chrome Plated Brass	Stainless Steel		
G20PV-30-P/B	G20SLV-30-P/B	-30in.Hg/30/2	LM
G20PV-60-P/B	G20SLV-60-P/B	-30in.Hg/60/4	LM
G20PV-100-P/B	G20SLV-100-P/B	-30in.Hg/100/7	LM
G20PV-150-P/B	G20SLV-150-P/B	-30in.Hg/150/10	LM
G20PV-200-P/B	G20SLV-200-P/B	-30in.Hg/200/14	LM
G20PV-300-P/B	G20SLV-300-P/B	-30in.Hg/300/20	LM
G20P-30-P/B	G20SL-30-P/B	30/200	LM
G20P-60-P/B	G20SL-60-P/B	60/400	LM
G20P-100-P/B	G20SL-100-P/B	100/7	LM
G20P-160-P/B	G20SL-160-P/B	160/11	LM
G20P-200-P/B	G20SL-200-P/B	200/14	LM
G20P-300-P/B	G20SL-300-P/B	300/20	LM
G20P-600-P/B	G20SL-600-P/B	600/40	LM
G20P-1000-P/B	G20SL-1000-P/B	1000/70	LM
G20P-1500-P/B	G20SL-1500-P/B	1500/100	LM
G20P-2000-P/B	G20SL-2000-P/B	2000/140	LM
G20P-3000-P/B	G20SL-3000-P/B	3000/200	LM
G20P-4000-P/B	G20SL-4000-P/B	4000/280	LM
G20P-6000-P/B	G20SL-6000-P/B	6000/400	LM

2", PSI/bar Dual Scale, Back Mount		
Model Number	Maximum Scale PSI/bar	Entry
Stainless Steel		
GR20SLV-30-P/B	-30in.Hg/30/2	BM
GR20SLV-60-P/B	-30in.Hg/60/4	BM
GR20SLV-100-P/B	-30in.Hg/100/7	BM
GR20SLV-150-P/B	-30in.Hg/150/10	BM
GR20SLV-200-P/B	-30in.Hg/200/14	BM
GR20SLV-300-P/B	-30in.Hg/300/20	BM
GR20SL-30-P/B	30/200	BM
GR20SL-60-P/B	60/400	BM
GR20SL-100-P/B	100/7	BM
GR20SL-160-P/B	160/11	BM
GR20SL-200-P/B	200/14	BM
GR20SL-300-P/B	300/20	BM
GR20SL-600-P/B	600/40	BM
GR20SL-1000-P/B	1000/70	BM
GR20SL-1500-P/B	1500/100	BM
GR20SL-2000-P/B	2000/140	BM
GR20SL-3000-P/B	3000/200	BM
GR20SL-4000-P/B	4000/280	BM
GR20SL-6000-P/B	6000/400	BM

Electronic Contact Gauges



GA20SL
Lower Mount (LM)



GRA20SL
Back Mount (BM)



GE20SL
Lower Mount (LM)



GRE20SL
Back Mount (BM)

- Normally open, switch gauge
- Switch closes on decreasing pressure (NC) / opens on increasing pressure
- Adjustable between 5 and 80% of the scale range
- Maximum power: 10 watts DC, 12 VA AC
- Maximum switch voltage: 28 V AC/DC
- Wetted area and casing: 316L
- Temperature: -40°F~158°F
- Connection: 1/4" NPT
- Accuracy: 3-2-3 (2%)
- Potential-free relay

2", Stainless Steel Contact Gauge, PSI/kPa Dual Scale				
Model Number				Maximum Scale PSI/kPa
Twist Cap		Fixed Cap		
Lower Mount	Back Mount	Lower Mount	Back Mount	
GA20SL-100-P/K	GRA20SL-100-P/K	GE20SL-100-P/K	GRE20SL-100-P/K	100/700
GA20SL-200-P/K	GRA20SL-200-P/K	GE20SL-200-P/K	GRE20SL-200-P/K	200/1400
GA20SL-300-P/K	GRA20SL-300-P/K	GE20SL-300-P/K	GRE20SL-300-P/K	300/2000
GA20SL-400-P/K	GRA20SL-400-P/K	GE20SL-400-P/K	GRE20SL-400-P/K	400/2800
GA20SL-600-P/K	GRA20SL-600-P/K	GE20SL-600-P/K	GRE20SL-600-P/K	600/4000
GA20SL-1500-P/K	GRA20SL-1500-P/K	GE20SL-1500-P/K	GRE20SL-1500-P/K	1500/10000
GA20SL-3000-P/K	GRA20SL-3000-P/K	GE20SL-3000-P/K	GRE20SL-3000-P/K	3000/20000
GA20SL-4000-P/K	GRA20SL-4000-P/K	GE20SL-4000-P/K	GRE20SL-4000-P/K	4000/28000

Note: Please consult factory on VCR/FSR gauges or Psi/bar and PSI/kPa dual scale ranges not listed.

Needle Valves

- Designed for use with regulator
- Easy control of outlet flow



Series	Material	Max Working Pressure	Inlet / Outlet Connection
207C	Brass	500 psig	1/4" NPT(M) x 1/4" NPT(M)
207CP	Nickel-Plated Brass	500 psig	1/4" NPT(M) x 1/4" NPT(M)
SS-NV12-NT4	316	5000 psig	1/4" NPT(M) x 1/4" NPT(M)
SS-NV12-NT4-TF4	316	5000 psig	1/4" NPT(M) x 1/4" GENLOK

Relief Valves

- Designed for use with regulator
- Relief pressure adjustable



Series	Material	Pressure Range	Inlet / Outlet Connection
RV11	B: Nickel-Plated Brass	20: 10-20 psig	1/4" NPT(M) x 1/4" NPT(F)
	SS: 316	100: 20-100 psig	1/4" NPT(M) x 1/4" NPT(F)
		250: 100-250 psig	1/4" NPT(M) x 1/4" NPT(F)
		500: 250-500 psig	1/4" NPT(M) x 1/4" NPT(F)
		750: 500-750 psig	1/4" NPT(M) x 1/4" NPT(F)

Diaphragm Valves

- Designed for regulator outlet port



SL-DV92-NT4-FNT4

Series	Material	Cv	Max Working Pressure	Inlet / Outlet Connection
SL-DV92-NT4-FNT4	316	0.17	3500 psig	1/4" NPT(M) x 1/4" NPT(F)
BP-DV92-NT4-FNT4	Nickel-Plated Brass	0.17	3500 psig	1/4" NPT(M) x 1/4" NPT(F)

Please see "Valves" catalog for additional products

ACCESSORIES

Check Valves, Filters & General Purpose Flashback Arrestors

Specialty Gas Equipment

Check Valves



Please contact GENTEC® for additional sizes or cracking pressure available

Material: 316L | Pressure Rating: 3000 psig | Cracking Pressure: 1 psig or 3 psig | Viton® O-rings standard

Model	Inlet Connection	Outlet Connection
SS-CV11-TF2-VI-1	1/8" GENLOK	1/8" GENLOK
SS-CV11-NT2-VI-1	1/8" NPT(M)	1/8" NPT(M)
SS-CV11-FNT2-VI-1	1/8" NPT(F)	1/8" NPT(F)
SS-CV11-TF4-VI-1	1/4" GENLOK	1/4" GENLOK
SS-CV11-NT4-TF4-VI-1	1/4" NPT(M)	1/4" GENLOK
SS-CV11-NT4-VI-1	1/4" NPT(M)	1/4" NPT(M)
SS-CV12-FNT4-VI-1	1/4" NPT(F)	1/4" NPT(F)
SS-CV12-FNT4-NT4-VI-3	1/4" NPT(F)	1/4" NPT(M)

Filters



INLINE FILTER

T-TYPE FILTER

Please see "F Series Filters" catalog for additional products

Material: 316 | Max. Working Pressure: 3000 psi for inline type, 6000 psi for T-type | Washer: 316L | Nominal Pore Size: 0.5-2 microns

Type	Model	Inlet Connection	Outlet Connection
Inline Type	SS-F4-FNT2	1/8" NPT(F)	1/8" NPT(F)
	SS-F4-TF4	1/4" GENLOK	1/4" GENLOK
	SS-F4-NT4	1/4" NPT(M)	1/4" NPT(M)
T-Type	SS-F4T-FNT2	1/8" NPT(F)	1/8" NPT(F)
	SS-F4T-TF4	1/4" GENLOK	1/4" GENLOK
	SS-F4T-NT4	1/4" NPT(M)	1/4" NPT(M)

Flashback Arrestors



FA33SP



FA34P

- Designed for use with low pressure manifold piping
- Preventing flashbacks from low to high pressure piping

Model No.	Material	Gas Service	Working Pressure	Delivery Flow	Inlet Connection	Outlet Connection
FA33SP	Stainless Steel	Flammable	50 psi	1250 SCFH	1/4"NPT(F)	1/4"NPT(F)
FA34P	Brass	Flammable	50 psi	1050 SCFH	1/4"NPT(F)	1/4"NPT(F)

Purge Tools

- Purge assembly is highly recommended for toxic, corrosive, or flammable gases.
- Purge assembly enables user to purge system of contamination.



SL-P101

- Straight purge connection
- For connection to regulator high pressure inlet
- For regulator and downstream device
- Purge gases delivered from regulator downstream
- Suitable for circular purging



SL-P102

- "T"-design purge connection
- For connection between regulator and cylinder
- Purge of whole gas system
- Purge gases delivered from regulator downstream
- Suitable for circular purging



SL-P103

- Cross design purge connection
- For connection between regulator and cylinder
- Purge of whole gas system, diaphragm valve controls purging for cylinder valve
- Purge gases relieved from purged port of regulator's downstream

Series	Inlet Connections	Outlet Connections
SL-P101	00: 1/4" NPT(F)	00: 1/4" NPT(F)
SL-P102	01: 1/4" NPT(M)	01: 1/4" NPT(M)
SL-P103	C330: CGA330 C350: CGA350 C580: CGA580 C590: CGA590 C660: CGA660 Other connections are available	

Vacuum Generator



- 316L stainless steel construction
- Cleaned, welded assembled, tested and packaged in Class 10 clean room
- Internal surface finish 0.4 um
- 660 mmHg (100 Torr) vacuum generated with a minimum source nitrogen pressure of 75 psig
- Helium-leak tested
- Used in gas delivery systems to assist in purging piping systems

EX: SL -	VG22 -	VM4 -	VM8 -	VSM4
Material	Serial No.	N2 Inlet	Vent Connection	Vacuum Connections
SL: 316L	VG22	VM4	VM8	VM4 VSM4 VSF4

Connections
VM4: 1/4" face seal male
VM8: 1/2" face seal male
VSM4: 1/4" face seal swivel male
VSF4: 1/4" face seal swivel female

Tube Fittings



SS-MC-TF4-NT4



SS-UE-TF4



SS-FC-TF4-FNT4



R952-5503

Series	Material	Inlet/Outlet Connection
R195-51P	Nickel-Plated Brass	1/4" NPT(M) x 1/4" NPT(M), Connection
R952-5503	316 Stainless Steel	1/4" NPT(M) x 1/4" NPT(M), Connection
SS-MC-TF4-NT4	316 Stainless Steel	1/4" NPT(M) x 1/4" GENLOK, Connection
SS-MC-TF6-NT4	316 Stainless Steel	3/8" NPT(M) x 1/4" GENLOK, Connection
SS-MC-TF8-NT4	316 Stainless Steel	1/2" NPT(M) x 1/4" GENLOK, Connection
SS-MC-TF8-NT8	316 Stainless Steel	1/2" NPT(M) x 1/2" GENLOK, Connection
SS-MC-TF12-NT12	316 Stainless Steel	1/2" NPT(M) x 3/4" GENLOK, Connection
SS-FC-TF2-FNT4	316 Stainless Steel	1/4" NPT(F) x 1/8" GENLOK, Connection
SS-FC-TF4-FNT4	316 Stainless Steel	1/4" NPT(F) x 1/4" GENLOK, Connection
SS-FC-TF6-FNT4	316 Stainless Steel	1/4" NPT(F) x 3/8" GENLOK, Connection
SS-FC-TF8-FNT4	316 Stainless Steel	1/4" NPT(F) x 1/2" GENLOK, Connection
R155-64JP	Nickel-Plated Brass	1/2" NPT(M) x 3/8" NPT(F), Straight
R155-64KP	Nickel-Plated Brass	1/2" NPT(M) x 3/8" NPT(M), Straight
R155-64EP	Nickel-Plated Brass	1/2" NPT(M) x 1/2" NPT(M), Straight
R982-5502	316 Stainless Steel	1/2" NPT(M) x 3/8" NPT(F), Straight
R982-5507	316 Stainless Steel	1/2" NPT(M) x 3/8" NPT(M), Straight
R982-5506	316 Stainless Steel	1/2" NPT(M) x 1/2" NPT(M), Straight
SS-UE-TF4	316 Stainless Steel	1/4" GENLOK x 1/4" GENLOK, Elbow
SS-UE-TF8	316 Stainless Steel	1/2" GENLOK x 1/2" GENLOK, Elbow

Please see "Tube Fittings" catalog for additional products

Cylinder Connection Table



- Nuts and nipples are designed for regulator inlet connections.

BS341	Model No.	Material	Nut	Nipple	Washer
NO. 3	SS-BS341-3	Stainless Steel	G5/8-14	3-1/2" Length	-
	BP-BS341-3A	Brass / Chrome-Plated	(Right Hand)	(1/4" NPT)	-
NO. 4	SS-BS341-4	Stainless Steel	G5/8-14	3" Length	-
	BP-BS341-4	Brass / Chrome-Plated	(Left Hand)	(1/4" NPT)	-
DIN477	Model No.	Material	Nut	Nipple	Washer
NO. 5	SS-DIN477-5	Stainless Steel	1"-11	2-1/2" Length	Nylon
	BP-DIN477-5	Brass / Chrome-Plated	(Left Hand)	(1/4" NPT)	-
NO. 6	SS-DIN477-6	Stainless Steel	W21.8-14	2.35" Length	Nylon
	BP-DIN477-6	Brass / Chrome-Plated	(Right Hand)	(1/4" NPT)	-
NO. 8	SS-DIN477-8	Stainless Steel	1"-11	2.35" Length	PTFE
	BP-DIN477-8	Brass / Chrome-Plated	(Right Hand)	(1/4" NPT)	-
CGA	Model No.	Material	Nut	Nipple	Washer
330	SS-CGA330	Stainless Steel	0.830-14NGO	2" Length	Nylon
	BP-CGA330	Brass / Chrome-Plated	(Left Hand)	(1/4" NPT)	-
350	SS-CGA350	Stainless Steel	0.830-14NGO	2-1/2" Length	-
	BP-CGA350	Brass / Chrome-Plated	(Left Hand)	(1/4" NPT)	-
580	SS-CGA580	Stainless Steel	0.960-14NGO	3" Length	-
	BP-CGA580	Brass / Chrome-Plated	(Right Hand)	(1/4" NPT)	-
590	SS-CGA590	Stainless Steel	0.960-14NGO	3" Length	Nylon
	BP-CGA590	Brass / Chrome-Plated	(Left Hand)	(1/4" NPT)	-
660	SS-CGA660	Stainless Steel	1.035-14NGO	2" Length	Nylon
	BP-CGA660	Brass / Chrome-Plated	(Right Hand)	(1/4" NPT)	-

* Note: Please see "Cylinder Connections" catalog for additional products.

Pure Gases	Line Regulator	Cylinder Regulators		
	Single Stage	Single Stage	Dual Stage	CGA Inlet
ACETYLENE • Atomic absorption 99.6%		G152		510
AIR • Dry • Hydrocarbon Free • Zero	HP152L R21B/HP152L HP152L	G152 R21B/R30B/HP152 HP152	G152T R31B/HP152T HP152T	590
AMMONIA • Anhydrous		R21SL	R31SL	705
ARGON • Research 99.9995% • U.H.P. 99.999% • Prepurified 99.998% • Zero 99.998% • High Purity 99.995%	R21B R21B/HP152L HP152L HP152L	R21B R21B/R30B/HP152 HP152 G152	R31B R31B/HP152T HP152T G152T	580
BORON TRIFLUORIDE • Minimum Purity 99.5%		R21SL	R31SL	330
1.3 BUTADIENE • Instrument 99.5% • C.P. 99.0%		G152 G152	G152T G152T	510
N-BUTANE • Research 99.9% • C.P. 99.0%		R21B G152	R31B G152T	510
CARBON DIOXIDE • Research 99.998% • Instrument (Coleman) 99.99% • C.P. 99.8%	R21B HP152L HP152L	R21B/R30B HP152 G152	R31B HP152T G152T	320
CARBON MONOXIDE • Ultra High Purity 99.9% • C.P. 99.0% • Commercial 98.0%		HP152 G152	HP152T G152T	350
CHLORINE • High Purity 99.5%		R21SL/R30SL	R31SL	660
DEUTERIUM • C.P. 99.5%		R21B/R30B	R31B	350
DIMETHYL ETHER • Purity 99.5%		R21B/R30B	R31B	510
ETHANE • Research 99.98% • C.P. 99.0% • Technical 98.55%		R21B/R30B G152 G152	R31B G152T G152T	350
ETHYLENE • Research 99.98% • C.P. 99.5% • Technical		R21B/R30B HP152 G152	R31B HP152T G152T	350
HELIUM • Research 99.9995% • Ultra High 99.999% • Zero 99.995% • High Purity 99.995%		R21SL/R30SL R21B/R30B R21B/R30B R21B/R30B	R31SL R31B R31B R31B	580

Pure Gases	Line Regulator	Cylinder Regulators		
	Single Stage	Single Stage	Dual Stage	CGA Inlet
HYDROGEN				
<ul style="list-style-type: none"> • Research 99.9999% • Ultra High 99.999% • Zero 99.99% • Prepurified 99.99% • Extra Dry 99.95% 		R21SL/R30SL R21B/R30B R21B/R30B HP152	R31SL R31B R31B HP152T	350
HYDROGEN CHLORIDE				
<ul style="list-style-type: none"> • Chemical 99.0% 		R21SL/R30SL/R51SL	R31SL/R51SL	330
KRYPTON				
<ul style="list-style-type: none"> • Research 99.995% 		R21SL/R30SL	R31SL	580
METHANE				
<ul style="list-style-type: none"> • Research 99.99% • U.H.P. 99.97% • C.P. 99.0% • Technical 98.0% • Commercial 93.0% 		R21SL/R30SL R21B/R30B HP152 G152 G152	R31SL R31B HP152T G152T G152T	350
NEON				
<ul style="list-style-type: none"> • Research 99.999% • U.H.P. 99.996% • Purified 99.89% 		R21SL/R30SL R21SL/R30SL R21SL/R30SL	R31SL R31SL R31SL	580
NITROGEN				
<ul style="list-style-type: none"> • Research 99.9995% • Ultra High 99.999% • Prepurified 99.998% • Zero 99.998% • High Purity 99.99% • Oxygen Free 99.99% • Extra Dry 99.7% 	R21SL R21B R21B R21B R21B HP152	R21SL/R30SL R21B/R30B R21B/R30B R21B/R30B R21B/R30B G152	R31SL R31B R31B R31B R31B G152T	580
NITROUS OXIDE				
<ul style="list-style-type: none"> • U.H.P. 99.99% • Atomic Absorption 99.0% 		R21B/R30B G152	R31B G152T	326
OXYGEN				
<ul style="list-style-type: none"> • Research 99.995% • U.H.P. 99.99% • Zero 99.6% • Extra Dry 99.6% 		R21SL/R30SL R21B/R30B R21B/R30B R21B/R30B	R31SL R31B R31B R31B	540
PROPANE				
<ul style="list-style-type: none"> • Research 99.99% • Instrument 99.5% • C.P. 99.0% • Natural 96.0% 		R21B/R30B R21B/R30B G152 G152	R31B R31B G152T G152T	510
PROPYLENE				
<ul style="list-style-type: none"> • Research • C.P. 99.0% 		R21B/R30B G152	R31B G152T	510
SULFUR HEXAFLUORIDE				
<ul style="list-style-type: none"> • Instrument 99.99% • C.P. 99.8% 		R21B/R30B G152	R31B G152T	590
XENON				
<ul style="list-style-type: none"> • Research 99.995% 		R21SL/R30SL	R31SL	580

Mixed Gases	Line Regulator	Cylinder Regulators		
	Single Stage	Single Stage	Dual Stage	CGA Inlet
AMMONIA				
• in Helium		R21SL/R30SL	R31SL	
• in Air		R21SL/R30SL	R31SL	705
• in Nitrogen		R21SL/R30SL	R31SL	
ARGON				
• in Helium		R21B/R30B	R31B	580
• in Hydrogen		R21B/R30B	R31B	350
• in Nitrogen		R21B/R30B	R31B	580
BUTANE				
• in Air		R21B/R30B	R31B	590
• in Helium		R21B/R30B	R31B	580
• in Hydrogen		R21B/R30B	R31B	350
• in Nitrogen		R21B/R30B	R31B	590
CARBON DIOXIDE				
• in Air		R21B/R30B	R31B	590
• in Helium		R21B/R30B	R31B	580
• in Hydrogen		R21B/R30B	R31B	350
• in Nitrogen		R21B/R30B	R31B	580
• in Oxygen		R21B/R30B	R31B	296
CARBON MONOXIDE				
• in Air		R21B/R30B	R31B	590
• in Argon		R21B/R30B	R31B	350
• in Helium		R21B/R30B	R31B	350
• in Hydrogen		R21B/R30B	R31B	350
• in Nitrogen		R21B/R30B	R31B	350
CHLORINE				
• in Helium		R21SL/R30SL	R31SL	
• in Nitrogen		R21SL/R30SL	R31SL	660
ETHANE				
• in Air		R21B/R30B	R31B	590
• in Helium		R21B/R30B	R31B	350
• in Nitrogen		R21B/R30B	R31B	350
ETHYLENE				
• in Air		R21B/R30B	R31B	590
• in Helium		R21B/R30B	R31B	350
• in Nitrogen		R21B/R30B	R31B	350
HELIUM				
• in Argon		R21B/R30B	R31B	580
• in Nitrogen		R21B/R30B	R31B	580
HEXANE				
• in Air		R21B/R30B	R31B	590
• in Helium		R21B/R30B	R31B	350
• in Nitrogen		R21B/R30B	R31B	350
HYDROGEN				
• in Argon		R21B/R30B	R31B	350
• in Air		R21B/R30B	R31B	590
• in Nitrogen		R21B/R30B	R31B	350

Mixed Gases	Line Regulator	Cylinder Regulators		
	Single Stage	Single Stage	Dual Stage	CGA Inlet
HYDROGEN CHLORIDE				
• in Nitrogen		R21SL/R30SL	R31SL	330
HYDROGEN SULFIDE				
• in Air		R21SL/R30SL	R31SL	660/330
• in Helium		R21SL/R30SL	R31SL	330
• in Nitrogen		R21SL/R30SL	R31SL	330
ISOBUTANE				
• in Air		R21B/R30B	R31B	590
• in Helium		R21B/R30B	R31B	350
• in Nitrogen		R21B/R30B	R31B	350
METHANE				
• in Air		R21B/R30B	R31B	590
• in Argon		R21B/R30B	R31B	350
• in Helium		R21B/R30B	R31B	350
• in Hydrogen		R21B/R30B	R31B	350
• in Nitrogen		R21B/R30B	R31B	350
NITRIC OXIDE				
• in Argon		R21SL/R30SL	R31SL	660
• in Nitrogen		R21SL/R30SL	R31SL	
NITROGEN				
• in Argon		R21B/R30B	R31B	580
• in Helium		R21B/R30B	R31B	580
• in Oxygen		R21B/R30B	R31B	296
NITROGEN DIOXIDE				
• in Air		R21SL/R30SL	R31SL	660
• in Nitrogen		R21SL/R30SL	R31SL	
OXYGEN				
• in Argon		R21B/R30B	R31B	
• in Helium		R21B/R30B	R31B	580/590
• in Nitrogen		R21B/R30B	R31B	
PROPANE				
• in Air		R21B/R30B	R31B	590
• in Hydrogen		R21B/R30B	R31B	350
• in Nitrogen		R21B/R30B	R31B	350
PROPYLENE				
• in Air		R21B/R30B	R31B	590
• in Nitrogen		R21B/R30B	R31B	350
SULFUR DIOXIDE				
• in Air		R21SL/R30SL	R31SL	
• in Argon		R21SL/R30SL	R31SL	660
• in Helium		R21SL/R30SL	R31SL	
• in Nitrogen		R21SL/R30SL	R31SL	

Instrument Mixtures	Line Regulator	Cylinder Regulators		
	Single Stage	Single Stage	Dual Stage	CGA Inlet
CHROMATOGRAPH CARRIER GAS 8.5% Hydrogen 91.5% Helium		R21B/R30B	R31B	350
ELECTRON CAPTURE MIXTURE P-5 Gas Mixture 5% Methane in Argon		R21B/R30B	R31B	350
FLAME IONIZATION FUEL MIXTURES 40% Hydrogen 60% Nitrogen		R21B/R30B	R31B	350
FURNACE ATMOSPHERE MIXTURES 40% Carbon Dioxide 60% Carbon Monoxide		R21B/R30B	R31B	350
NUCLEAR COUNTER MIXTURE 0.95% ISO Butane 99.05% Helium		HP152	HP152T	350
LEAK DETECTION MIXTURE 1-10% Helium in Nitrogen		R21B/R30B	R31B	580

Nuclear Counter Mixture	Line Regulator	Cylinder Regulators		
	Single Stage	Single Stage	Dual Stage	CGA Inlet
P-10 GAS MIXTURE 10% Methane 90% Argon		R21B/R30B	R31B	350
PROPORTIONAL COUNTING MIXTURE 4% ISO Butane 96% Helium		R21B/R30B/HP152	R31B	350
1.5% ISO Butane 98.5% Helium		R21B/R30B	R31B	350

Gas	Material											
	Aluminum	Brass	Copper	Monel	Stainless Steel	Carbon Steel	Neoprene	PCTFE (Kel-F)	Viton	Polyethylene	PVC	PTFE (Teflon)
Ammonia	●	○	○	●	●	○	●	●	○	○	●	●
Argon	●	●	●	●	●	●	●	●	●	●	●	●
CO ₂	●	●	●	●	●	●	●	●	●	●	●	●
Chlorine	○	○	○	●	●	●	○	●	●	●	○	●
Diborane	●	●	●	●	●	●	○	●	●	○	○	●
Helium	●	●	●	●	●	●	●	●	●	●	●	●
Hydrogen	●	●	●	●	●	●	●	●	●	●	●	●
HCl	○	○	○	●	●	○	●	●	●	●	●	●
H ₂ S	●	○	○	●	●	○	○	●	●	●	●	●
Methane	●	●	●	●	●	●	●	●	●	●	●	●
Nitrogen	●	●	●	●	●	●	●	●	●	●	●	●
N ₂ O	●	●	●	●	●	●	●	●	●	●	●	●
Oxygen	●	●	●	●	●	●	●	●	○	○	○	●
Phosphine	●	○	○	●	●	●	○	●	●	●	●	●
Silane	●	●	●	●	●	●	●	●	●	●	●	●
SO ₂	●	●	●	●	●	●	○	●	○	●	●	●
F ₆ S	●	●	●	●	●	●	●	●	●	●	●	●
Arsine	○	●	○	●	●	●	●	●	●	●	●	●
Boron Trichloride	○	○	●	●	●	●	○	●	●	○	●	●
Boron Trifluoride	●	○	●	●	●	●	○	●	○	○	●	●
Dichlorosilane	○	○	○	●	●	●	○	●	○	○	○	●
Silicon Tetrachloride	○	○	○	●	●	●	○	●	○	○	○	●
Acetylene	●	●	○	●	●	●	●	●	○	●	○	●
Air	●	●	●	●	●	●	●	●	●	●	●	●
Butane	●	●	●	●	●	●	●	●	●	○	●	●
Carbon Monoxide	●	●	●	●	●	●	○	●	●	●	●	●
Cyclopropane	●	●	●	●	●	●	●	●	●	●	●	●
Ethane	●	●	●	●	●	●	●	●	●	●	●	●
Ethylene	●	●	●	●	●	●	●	●	●	●	○	●
Ethylene Oxide	●	●	●	●	●	●	○	●	○	○	○	●
Isobutane	●	●	●	●	●	●	●	●	●	○	●	●
Krypton	●	●	●	●	●	●	●	●	●	●	●	●
Methyl Chloride	○	○	●	●	●	●	●	●	●	●	○	●
Neon	●	●	●	●	●	●	●	●	●	●	●	●
NO	●	○	○	○	●	●	○	●	●	●	●	●
Propane	●	●	●	●	●	●	●	●	●	●	●	●
Xenon	●	●	●	●	●	●	●	●	●	●	●	●

● Recommended ○ Not Recommended ● Recommended only for dry-grades of gas

ALLOCATION TABLE

Cylinder Connections Allocation Table

Specialty Gas Equipment


Gas	BSP	DIN	CGA	UHP CGA	JIS
Acetylene	BS341 nr. 2	==	510	==	==
Air	BS341 nr. 3	==	346	==	==
Ammonia	BS341 nr. 10	DIN6	705	720	22-R
Argon	BS341 nr. 3	DIN6	580	718	22-4 or 23-R
Arsine	==	==	350	632	22-L
Boron Trichloride	==	DIN8	660	634	==
Boron Trifluoride	==	DIN8	330	642	22-L
Butane	BS341 nr. 4	==	510	==	==
Carbon Dioxide	BS341 nr. 8	DIN6	320	716	==
Carbon Monoxide	BS341 nr. 4	DIN5	350	724	22-L
Cyclopropane	BS341 nr. 4	==	510	==	==
Diborane	==	==	350	632	22-L
Dichlorosilane	==	DIN5	678	636	==
Diethylzinc	==	==	510	726	==
Ethane	==	==	350	==	==
Ethyl Chloride	==	==	510	==	==
Ethylene	==	==	350	==	==
Ethylene Oxide	==	==	510	==	==
Germane	==	==	350 or 660	632	==
R11 (R116) / Halocarbon 11 (116)	==	==	660	716	==
R12 (R13, R23, R115) / Halocarbon 12 (13, 23, 115)	==	DIN6	660	716	==
R14 (Halocarbon 14)	==	DIN6	320 or 580	716	==
Helium	BS341 nr. 3	DIN6	580	718	22-R or 23-L
Hydrogen	BS341 nr. 2	DIN1	350	724	22-L
Hydrogen Chloride	==	DIN8	330	634	26-R
Hydrogen Fluoride	==	==	660 or 670	638	26-R
Hydrogen Sulfide	==	DIN5	330	722	==
Iso-Butane	==	==	510	==	==
Krypton	==	DIN6	580	718	22-R or 23-R
Methane	BS341 nr. 2	==	350	==	==
Methyl Chloride	==	==	660	==	==
Natural Gas	==	==	350	==	==
Neon	==	DIN6	580	718	22-R or 23-R
Nitric Oxide	==	==	660	==	==
Nitrogen	BS341 nr. 3	DIN10	580	718	22-R or 23-R
Nitrogen Trifluoride	==	DIN8	330 or 670	640	==
Nitrous Oxide	BS341 nr. 13	DIN9	326	712	==
Oxygen	BS341 nr. 3	DIN1	540	714	22-R or 23-R
Phosphine	==	==	350	632	==
Propane	BS341 nr. 4	==	510	==	==
Silane	==	==	350	632	==
Silicon Tetrachloride	==	==	330	636	==
Silicon Tetrafluoride	==	==	330	642	22-L
Sulfur Hexafluoride	==	DIN6	590	716	26-R
Tungsten Hexafluoride	==	DIN8	670	638	
Xenon	==	DIN6	580	718	22-R

*Chart is for reference only




Valves

- Needle Valves
- Ball Valves
- Diaphragm Valves
- Cylinder Valves
- Gauge Valves
- Check Valves



Gas Control Systems Overview

- Manifold Systems
- Control Panels
- HP/UHP Regulators
- Pressure Gauges
- Valves & Fittings



Tube Fittings

- Male Connectors
- Male Elbows
- Male Adapters
- Female Connectors
- Female Elbows
- Unions
- Reducing unions



F Series Filters

- Inline Filter
- T-type Filter



Genstar Technologies Company, Inc.
4525 Edison Avenue, Chino, CA 91710, USA
Tel: 909-606-2726
Fax: 909-606-6485
www.gentec.com

